

VanEck Morningstar Wide Moat ETF

MOAT gives investors exposure to a diversified portfolio of attractively priced US companies with sustainable competitive advantages according to Morningstar's equity research team. Our wide moat ETF aims to provide investment returns, before fees and other costs, that track the performance of the Index.

MOAT

Benefits

High conviction Wide Moat US equity strategy

A focus on quality US companies Morningstar believes possess sustainable competitive advantages, or "wide economic moats™".

Attractive valuations

Targets companies trading at attractive prices relative to Morningstar's estimate of fair value.

Morningstar's Core Equity Research

Fuelled by Morningstar's rigorous equity research process.

Performance

	1 Month (%)	3 Months (%)	6 Months (%)	1 Year (%)	3 Year (% p.a.)	5 Year (% p.a.)	Since Inception (% p.a.)
Price return	-4.70	-12.21	-5.36	-4.79	6.96	9.28	11.50
Income return	0.00	0.00	0.00	8.17	5.56	3.86	2.82
Total return	-4.70	-12.21	-5.36	3.38	12.52	13.14	14.32
MOAT index	-4.67	-12.16	-5.26	3.62	12.77	13.35	14.69
S&P 500 Index	-3.30	-9.91	0.39	13.30	15.64	15.60	13.83

The table above shows past performance of the ETF from 26 June 2015. Past performance is not a guarantee of future results. Performance information for the Fund reflects temporary waivers of expenses and/or fees. Had the Fund incurred all expenses, investment returns would have been reduced. Investment return and value of the shares of the Fund will fluctuate so that an investor's shares, when sold, may be worth more or less than their original cost. Effective 20 June 2016, Morningstar implemented several changes to the Morningstar Wide Moat Focus Index construction rules. Among other changes, the index increased its constituent count from 20 stocks to at least 40 stocks and modified its rebalance and reconstitution methodology. These changes may result in more diversified exposure, lower turnover, and longer holding periods for index constituents than under the rules in effect prior to 20 June 2016. Performance may be lower or higher than performance data quoted. Fund returns reflect dividends and capital gains distributions. Performance current to the most recent month end is available at vaneck.com.au.

The S&P 500 is shown for comparison purposes as it is the widely recognised benchmark used to measure the performance of the broad US equities market. It includes the 500 largest US listed companies, weighted by market capitalisation. MOAT's index measures the performance of 40 to 80 US companies with a Morningstar Economic Moat Rating™ of "Wide". MOAT's index has fewer securities and different industry allocations than the S&P 500. MOAT invests directly in the underlying securities that comprise the index. MOAT acted as a 'feeder fund' from 9th October 2019 – 6 July 2022 giving investors access to a fund domiciled in the United States. From 26 June 2015 – 8th October 2019, the fund operated as a CDI.

Key risks

An investment in our wide moat ETF carries risks associated with: ASX trading time differences, financial markets generally, individual company management, industry sectors, foreign currency, country or sector concentration, political, regulatory and tax risks, fund operations and tracking an index. See the VanEck Morningstar Wide Moat ETF PDS and TMD for more details.

Fund information

ASX code

MOAT

Bloomberg code

MWMFNAUD

IRESS code

MOAT.AXW

Index

Morningstar® Wide Moat Focus NR AUD™

Inception date

26 June 2015

Net Assets

\$951.9M

Management fee*

0.49% p.a.

Dividend frequency

1 each year

Fundamentals

Number of holdings

52

Price/Earnings ratio

23.42

Fwd Price/Earnings ratio

18.15

Price/Book ratio

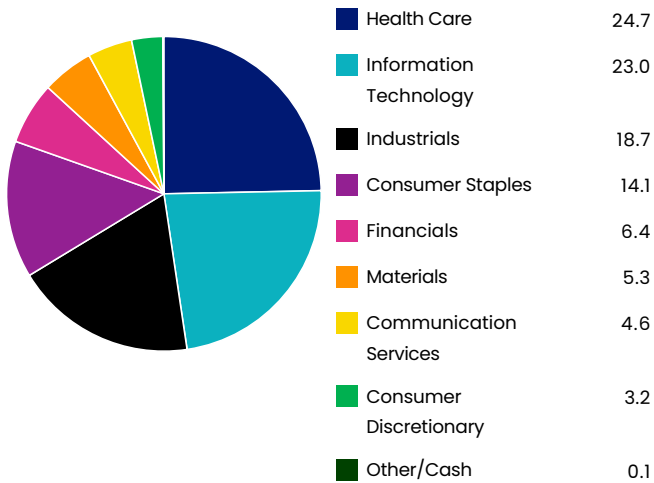
3.54

Dividend yield

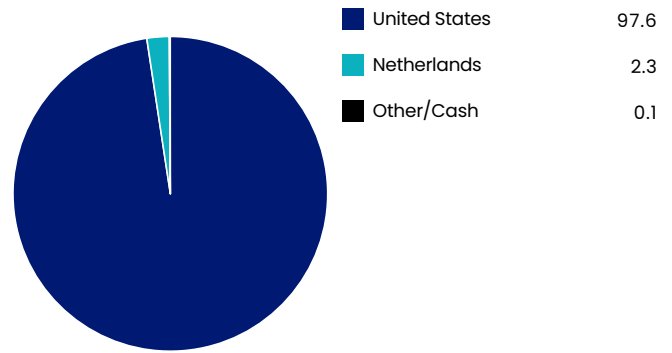
1.86%

*Other fees and costs apply.
Please see the PDS for more details.

Sector weightings (%)



Country weightings (%)



Top ten fund holdings (weightings %)

BOEING CO/THE	3.1
HUNTINGTON INGALLS INDUSTRIES INC	3.0
MONOLITHIC POWER SYSTEMS INC	2.9
CORTEVA INC	2.9
ALLEGION PLC	2.8





MICROCHIP TECHNOLOGY INC	2.7
WALT DISNEY CO/THE	2.6
VEEVA SYSTEMS INC	2.6
NXP SEMICONDUCTORS NV	2.5
TRANSUNION	2.5

About VanEck

For more than 60 years VanEck has delivered strategies for investors that provide unequalled access to markets, sectors and investment ideas. VanEck is one of the world's largest issuers of ETFs, managing in excess of US\$100 billion globally for individual and institutional investors. In Australia, VanEck is a pioneer of smart beta strategies and has more than 40 funds on ASX.

Contact us

+61 2 8038 3300
info@vaneck.com.au
vaneck.com.au

-  VanEck-Australia
-  VanEck_Au
-  VanEckAus
-  VanEckAustralia

Source: VanEck, FactSet.

Securities listed are not recommendations to buy or sell.

All figures are in Australian dollars unless stated otherwise.

Dividend Yield is the weighted average of each portfolio security's distributed income during the prior twelve months.

VanEck Investments Limited (ACN 146 596 116 AFSL 416755) (VanEck) is the issuer and responsible entity of all VanEck exchange traded funds (Funds) trading on the ASX. This information is general in nature and not personal advice, it does not take into account any person's financial objectives, situation or needs. The product disclosure statement (PDS) and the target market determination (TMD) for all Funds are available at vaneck.com.au. You should consider whether or not an investment in any Fund is appropriate for you. Investments in a Fund involve risks associated with financial markets. These risks vary depending on a Fund's investment objective. Refer to the applicable PDS and TMD for more details on risks. Investment returns and capital are not guaranteed.

The Morningstar® Wide Moat Focus Index™ was created and is maintained by Morningstar, Inc. Morningstar, Inc. does not sponsor, endorse, issue, sell, or promote the Fund and bears no liability with respect to the Fund or any security. Morningstar®, Morningstar Wide Moat Focus Index™, and Economic Moat™ are trademarks of Morningstar, Inc. and have been licensed for use by VanEck.

Effective June 20, 2016, Morningstar implemented several changes to the Morningstar® Wide Moat Focus Index™ construction rules. Among other changes, the index increased its constituent count from 20 stocks to at least 40 stocks and modified its rebalance and reconstitution methodology. These changes may result in more diversified exposure, lower turnover and longer holding periods for index constituents than under the rules in effect prior to this date.