

# **VanEck Vectors Australian Resources ETF**

ARSN 165 153 695

**Financial report  
for the year ended 30 June 2017**

# VanEck Vectors Australian Resources ETF

ARSN 165 153 695

## Financial report for the year ended 30 June 2017

### Contents

	<b>Page</b>
Directors' report	1 - 3
Auditor's independence declaration	4
Statement of comprehensive income	5
Statement of financial position	6
Statement of changes in equity	7
Statement of cash flows	8
Notes to the financial statements	9 - 21
Directors' declaration	22
Independent auditor's report to the unitholders of VanEck Vectors Australian Resources ETF	23 - 27

This financial report covers VanEck Vectors Australian Resources ETF as an individual entity.

The the Responsible Entity of VanEck Vectors Australian Resources ETF is VanEck Investments Limited (ABN 22 146 596 116),.

The the Responsible Entity's registered office is Aurora Place, Level 4, 88 Phillip Street, Sydney NSW 2000.

## **Directors' report**

The directors of VanEck Investments Limited (ABN 22 146 596 116), the Responsible Entity of VanEck Vectors Australian Resources ETF ("the Fund"), present their report together with the financial report of the Fund for the year ended 30 June 2017.

### **Fund information**

The Fund is an Australian registered managed investment scheme.

The Responsible Entity's registered office is located at Aurora Place, Level 4, 88 Phillip Street, Sydney NSW 2000.

### **Principal activities**

The Fund aims to provide investment returns (before management costs) that closely track the returns of the MVIS Australia Energy & Mining Index (MVMVRTRG).

The Fund is an exchange traded fund which is a registered investment scheme.

The Fund was registered by Australian Securities and Investments Commission (ASIC) as a managed investment scheme on 19 August 2013.

The Fund is traded on the Australian Securities Exchange (ASX). The admission date was 16 October 2013.

During the year, the Fund invested in Australian listed equity securities and listed unit trusts in accordance with the product disclosure statement of the Fund and the provisions of the Fund's Constitution.

The Fund did not have any employees during the year.

There were no significant changes in the nature of the Fund's activities during the year.

### **Directors**

The following persons held office as directors of VanEck Investments Limited during the year and up to the date of this report:

Jan van Eck

Bruce Smith

Arian Neiron

Michael Brown

Jonathan Simon

## Directors' report (continued)

### Review and results of operations

During the year, the Fund invested in accordance with the product disclosure statement of the Fund and the provisions of the Fund's Constitution.

The performance of the Fund, as represented by the results of its operations, was as follows:

	<b>30 June 2017</b>	30 June 2016
	<b>\$'000</b>	\$'000
Net operating profit/(loss) before distributions	<u><b>784</b></u>	<u>50</u>
<i>Distributions</i>		
Distributions paid (\$'000)	<u><b>87</b></u>	<u>52</u>
Distributions payable (\$'000)	<u><b>314</b></u>	<u>35</u>
Distributions (cents per unit "CPU")	<u><b>41.54</b></u>	<u>52.54</u>

A final distribution was declared for the year ended 30 June 2017 of 24.20 cents per unit and paid on 18 July 2017. The total amount unpaid at the reporting date is disclosed in the Statement of financial position.

### Interests in the Fund

The movement in units on issue in the Fund during the financial year is disclosed in Note 7 of the financial statements.

The value of the Fund's assets and liabilities is disclosed in the Statement of financial position and derived using the basis set out in Note 2 of the financial statements.

### Fees paid and interests held in the Fund by the Responsible Entity or its associates

Fees paid to the Responsible Entity and its associates out of Fund property are disclosed in Note 11 of the financial statements.

No fees were paid out of Fund property to the directors of the Responsible Entity during the year.

The number of interests in the Fund held by the Responsible Entity or its associates as at the end of the financial year are disclosed in Note 11 of the financial statements.

### Significant changes in state of affairs

In the opinion of the directors, there were no significant changes in the state of affairs of the Fund that occurred during the financial year.

### Matters subsequent to the end of the financial year

No matter or circumstance has arisen since 30 June 2017 that has significantly affected, or may significantly affect:

- (i) the operations of the Fund in future financial years, or
- (ii) the results of those operations in future financial years, or
- (iii) the state of affairs of the Fund in future financial years.

### Likely developments and expected results of operations

The Fund will continue to be managed in accordance with the investment objectives and guidelines as set out in the product disclosure statement of the Fund and in accordance with the provisions of the Fund's Constitution.

The results of the Fund's operations will be affected by a number of factors, including the performance of investment markets in which the Fund invests. Investment performance is not guaranteed and future returns may differ from past returns. As investment conditions change over time, past returns should not be used to predict future returns.

Further information on likely developments in the operations of the Fund and the expected results of those operations have not been included in this report because the Responsible Entity believes it would be likely to result in unreasonable prejudice to the Fund.

## Directors' report (continued)

### Indemnification and insurance of officers and auditors

No insurance premiums are paid for out of the assets of the Fund in regards to insurance cover provided to either the officers of VanEck Investments Limited or the auditors of the Fund. The officers of VanEck Investments Limited are not directly indemnified out of the assets of the Fund. However, so long as VanEck Investments Limited acts in accordance with the Fund's Constitution and the Law, VanEck Investments Limited is indemnified out of the assets of the Fund against losses incurred while acting on behalf of the Fund. The auditors of the Fund are in no way indemnified out of the assets of the Fund.

### Environmental regulation

The operations of the Fund are not subject to any particular or significant environmental regulations under Commonwealth, State or Territory law. There have been no known significant breaches of any other environmental requirements applicable to the Fund.

### Rounding of amounts to the nearest thousand dollars

The Fund is an entity of the kind referred to in ASIC Corporations (Rounding in Financial/Directors' Reports) Instrument 2016/191, relating to the "rounding off" of amounts in the financial statements. Amounts in the Directors' Report and financial statements have been rounded off to the nearest thousand dollars unless otherwise indicated.

### Auditor's independence declaration

A copy of the auditor's independence declaration as required under Section 307C of the *Corporations Act 2001* is set out on page 4.

This report is made in accordance with a resolution of the directors.



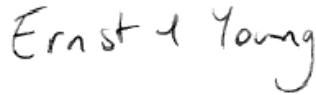
Arian Neiron  
Director

Sydney  
19 September 2017

## **Auditor's Independence Declaration to the Directors of VanEck Investments Limited, as Responsible Entity for VanEck Vectors Australian Resources ETF**

As lead auditor for the audit of VanEck Vectors Australian Resources ETF for the financial year ended 30 June 2017, I declare to the best of my knowledge and belief, there have been:

- a) no contraventions of the auditor independence requirements of the *Corporations Act 2001* in relation to the audit; and
- b) no contraventions of any applicable code of professional conduct in relation to the audit.



Ernst & Young



Rohit Khanna  
Partner  
Sydney  
19 September 2017

**VanEck Vectors Australian Resources ETF**  
**Statement of comprehensive income**  
**For the year ended 30 June 2017**

**Statement of comprehensive income**

	Notes	30 June 2017 \$'000	30 June 2016 \$'000
<b><i>Investment income</i></b>			
Dividend income		438	84
Trust distributions revenue		12	24
Net gains/(losses) on financial instruments held at fair value through profit or loss	5	<u>388</u>	<u>(47)</u>
<b><i>Total net investment income</i></b>		<u>838</u>	<u>61</u>
<b><i>Expenses</i></b>			
Management fees	11	50	9
Transaction costs		1	1
Interest expense		<u>3</u>	<u>1</u>
<b><i>Total operating expenses</i></b>		<u>54</u>	<u>11</u>
<b><i>Profit for the year</i></b>		<u>784</u>	<u>50</u>
Other comprehensive income		<u>-</u>	<u>-</u>
<b><i>Total comprehensive income for the year</i></b>		<u><u>784</u></u>	<u><u>50</u></u>

*The above Statement of comprehensive income should be read in conjunction with the accompanying notes.*

**VanEck Vectors Australian Resources ETF**  
**Statement of financial position**  
**As at 30 June 2017**

**Statement of financial position**

	Notes	<b>30 June 2017</b> \$'000	30 June 2016 \$'000
<b>Assets</b>			
Cash and cash equivalents	8	2	4
Due from brokers - receivable for securities sold		319	35
Trust distribution receivable		-	10
Dividend receivable		15	2
Receivables		1	-
Financial assets held at fair value through profit or loss	9	<u>25,852</u>	<u>3,369</u>
<b>Total assets</b>		<u><b>26,189</b></u>	<u><b>3,420</b></u>
<b>Liabilities</b>			
Bank overdraft	8	15	11
Payables	10	8	4
Distributions payable	6	<u>314</u>	<u>35</u>
<b>Total liabilities (excluding net assets attributable to unitholders)</b>		<u><b>337</b></u>	<u><b>50</b></u>
<b>Equity</b>		<u><b>25,852</b></u>	<u><b>3,370</b></u>

*The above Statement of financial position should be read in conjunction with the accompanying notes.*



**VanEck Vectors Australian Resources ETF**  
**Statement of changes in equity**  
**For the year ended 30 June 2017**

**Statement of changes in equity**

		<b>30 June 2017</b>	30 June 2016
	Notes	<b>\$'000</b>	\$'000
<b>Total equity at the beginning of the year</b>		<b>3,370</b>	2,621
Issue of redeemable participating units		<b>23,081</b>	786
Redemption of redeemable participating units		<b>(982)</b>	-
Total comprehensive income		<b>784</b>	50
Distributions	6	<u><b>(401)</b></u>	<u>(87)</u>
<b>Total equity at the end of the year</b>		<u><b>25,852</b></u>	<u>3,370</u>

Movement in the units in issue are disclosed in Note 7.

*The above Statement of changes in equity should be read in conjunction with the accompanying notes.*

**VanEck Vectors Australian Resources ETF**  
**Statement of cash flows**  
**For the year ended 30 June 2017**

**Statement of cash flows**

	Notes	<b>30 June 2017</b> \$'000	30 June 2016 \$'000
<b><i>Cash flows from operating activities</i></b>			
Proceeds from sale of financial instruments held at fair value through profit or loss		<b>5,692</b>	1,198
Purchase of financial instruments held at fair value through profit or loss		<b>(28,071)</b>	(2,002)
Transaction costs of financial instruments held at fair value through profit or loss		<b>(1)</b>	(1)
Dividends received		<b>425</b>	83
Trust distributions received		<b>22</b>	22
Management fees paid		<b>(46)</b>	(6)
Other expenses paid		<b>(4)</b>	(1)
<b><i>Net cash inflow/(outflow) from operating activities</i></b>	12(a)	<b><u>(21,983)</u></b>	<b><u>(707)</u></b>
<b><i>Cash flows from financing activities</i></b>			
Proceeds from applications by unitholders		<b>23,081</b>	786
Payments for redemptions by unitholders		<b>(982)</b>	-
Distributions paid		<b>(122)</b>	(79)
<b><i>Net cash inflow/(outflow) from financing activities</i></b>		<b><u>21,977</u></b>	<b><u>707</u></b>
<b><i>Net increase/(decrease) in cash and cash equivalents</i></b>		<b>(6)</b>	-
Cash and cash equivalents at the beginning of the year		<b><u>(7)</u></b>	<b><u>(7)</u></b>
<b><i>Cash and cash equivalents at the end of the year</i></b>	8	<b><u>(13)</u></b>	<b><u>(7)</u></b>

*The above Statement of cash flows should be read in conjunction with the accompanying notes.*

## **1 General information**

These financial statements cover the VanEck Vectors Australian Resources ETF ("the Fund") as an individual entity.

The Fund was registered by Australian Securities and Investments Commission (ASIC) as a managed investment scheme on 19 August 2013 and commenced operations on 14 October 2013.

The Fund is traded on the Australian Securities Exchange (ASX). The admission date was 16 October 2013.

The Fund will terminate in accordance with the provisions of the Fund's Constitution.

During the year, the Fund invested in Australian listed equity securities and listed unit trusts in accordance with the product disclosure statement of the Fund and the provisions of the Fund's Constitution.

The Responsible Entity of the Fund is VanEck Investments Limited (the "Responsible Entity"). The Responsible Entity's registered office is Aurora Place, Level 4, 88 Phillip Street, Sydney NSW 2000. The administrator and the custodian of the Fund is JP Morgan Chase Bank N.A. Sydney Branch.

The financial statements of the Fund for the year ended 30 June 2017 were authorised for issue in accordance with a resolution of the directors on 19 September 2017. The directors of the Responsible Entity have the power to amend and reissue the financial statements.

## **2 Summary of significant accounting policies**

The principal accounting policies applied in the preparation of these financial statements are set out below. These policies have been consistently applied to all years presented, unless otherwise stated in the following text.

### **(a) Basis of preparation**

This general purpose financial report has been prepared in accordance with Australian Accounting Standards and Interpretations issued by the Accounting Standards Board and the *Corporations Act 2001* in Australia. The Fund is a for-profit unit trust for the purpose of preparing the financial report.

The financial report is prepared on the basis of fair value measurement of assets and liabilities except where otherwise stated.

The Statement of financial position is presented on a liquidity basis. Assets and liabilities are presented in decreasing order of liquidity and are not distinguished between current and non-current. All balances are expected to be recovered or settled within twelve months, except for investments in financial assets and liabilities. The amount expected to be recovered or settled within twelve months after the end of each reporting period cannot be reliably determined.

#### *(i) Compliance with International Financial Reporting Standards*

The financial report also complies with International Financial Reporting Standards as issued by the International Accounting Standards Board.

#### *(ii) New and amended standards adopted by the Fund*

There are no standards, interpretations or amendments to existing standards that are effective for the first time for the period beginning 1 July 2016 that have a material impact on the Fund.

## 2 Summary of significant accounting policies (continued)

### (a) Basis of preparation (continued)

#### (iii) *New standards and interpretations not yet adopted*

Certain new accounting standards and interpretations have been published that are not mandatory for 30 June 2017 reporting periods and have not been early adopted by the Fund. The directors' assessment of the impact of these new standards (to the extent relevant to the Fund) and interpretations is set out below:

- AASB 9 *Financial Instruments (2009 or 2010 version)*, AASB 2009-11 *Amendments to Australian Accounting Standards arising from AASB 9*, AASB 2010-7 *Amendments to Australian Accounting Standards arising from AASB 9 (December 2010)*, AASB 2012-6 *Australian Accounting Standards - Mandatory Effective Date of AASB 9 and Transition Disclosures* and AASB 2013-9 *Amendments to Australian Accounting Standards - Conceptual Framework, Materiality and Financial Instruments* (effective from 1 January 2018)

AASB 9 *Financial Instruments* addresses the classification, measurement and derecognition of financial assets and financial liabilities. It has now also introduced revised rules around hedge accounting. The standard is not applicable until 1 January 2018 but is available for early adoption. The directors do not expect this to have a significant impact on the recognition and measurement of the Fund's financial instruments as they are carried at fair value through profit or loss. The derecognition rules have not been changed from the previous requirements, and the Fund does not apply hedge accounting.

- AASB 15 *Revenue from Contracts with Customers*, (effective from 1 January 2018)

AASB 15 will replace AASB 118 *Revenue* which covers contracts for goods and services and AASB 111 *Construction Contracts* which covers construction contracts. AASB 15 is based on the principle that revenue is recognised when control of a good or service transfers to a customer - so the notion of control replaces the existing notion of risks and rewards.

The Fund's main source of income are interest, dividends and distributions and gains on financial instruments held at fair value. All of these are outside the scope of the new revenue standard. As a consequence, the directors do not expect the adoption of the new revenue recognition rules to have a significant impact on the Fund's accounting policies or the amounts recognised in the financial statements.

There are no other standards that are not yet effective and that are expected to have a material impact on the Fund in the current or future reporting periods and on foreseeable future transactions.

### (b) Financial instruments

#### (i) *Classification*

The Fund's investments are categorised as at fair value through profit or loss in accordance with AASB 139 *Financial Instruments: Recognition and Measurement*. They comprise:

- Financial instruments designated at fair value through profit or loss upon initial recognition

These include investment in listed equity securities and listed unit trusts that are not held for trading. These financial assets are designated on the basis that they are part of a group of financial assets which are managed and have their performance evaluated on a fair value basis in accordance with risk management and investment strategies of the Fund as set out in the Fund's product disclosure statement. The financial information about these financial assets is provided internally on that basis to the Responsible Entity and to the Board of Directors or delegated authority.

#### (ii) *Recognition*

The Fund recognises a financial asset or a financial liability when, and only when, it becomes a party to the contractual provisions of the instrument.

Purchases or sales of financial assets that require delivery of assets within the time frame generally established by regulation or convention in the marketplace are recognised on the trade date, i.e., the date that the Fund commits to purchase or sell the asset.

## 2 Summary of significant accounting policies (continued)

### (b) Financial instruments (continued)

#### (iii) Derecognition

A financial asset (or, where applicable, a part of a financial asset or part of a group of similar financial assets) is derecognised when:

- i. The rights to receive cash flows from the asset have expired; or
- ii. The Fund has transferred its rights to receive cash flows from the asset or has assumed an obligation to pay the received cash flows in full without material delay to a third party under a 'pass-through' arrangement; and
- iii. Either (a) the Fund has transferred substantially all the risks and rewards of the asset; or (b) the Fund has neither transferred nor retained substantially all the risks and rewards of the asset, but has transferred control of the asset.

The Fund derecognises a financial liability when the obligation under the liability is discharged, cancelled or expires.

#### (iv) Initial measurement

Financial assets and financial liabilities at fair value through profit or loss are recorded in the Statement of financial position at fair value. All transaction costs for such instruments are recognised directly in profit or loss.

For financial assets and liabilities where the fair value at initial recognition does not equal the transaction price, the Fund recognises the difference in the Statement of comprehensive income, unless specified otherwise.

#### (v) Subsequent measurement

After initial measurement, the Fund measures financial instruments which are classified as at fair value through profit or loss at fair value. Subsequent changes in the fair value of those financial instruments are recorded in 'Net gains/(losses) on financial instruments held at fair value through profit or loss'. Interest earned is recorded in 'Interest income' according to the terms of the contract. Dividend income is recorded in 'Dividend income'.

The effective interest method is a method of calculating the amortised cost of a receivable or a financial liability, other than those classified as at fair value through profit or loss, and of allocating the interest income or interest expense over the relevant period. The effective interest rate is the rate that exactly discounts estimated future cash payments or receipts through the expected life of the financial instrument or, when appropriate, a shorter period to the net carrying amount of the financial asset or financial liability. When calculating the effective interest rate, the Fund estimates cash flows considering all contractual terms of the financial instruments but does not consider future credit losses. The calculation includes all fees paid or received between parties to the contract that are an integral part of the effective interest rate, transaction costs and all other premiums or discounts.

Refer to Note 3(e) for further details on how the fair values of financial instruments are determined.

### (c) Redeemable participating units

Units are redeemable at the unitholders' option and are classified as equity. The units can be put back to the Fund at any time for cash based on the redemption price. The fair value of redeemable units is measured at the redemption amount that is payable (based on the redemption unit price) at the end of the reporting period if unitholders exercised their right to redeem the units in the Fund.

### (d) Unit prices

Unit prices are determined in accordance with the Fund's Constitution and are calculated as the net assets attributable to unitholders of the Fund, less estimated costs, divided by the number of units on issue, on a forward pricing basis, as determined by the Responsible Entity.

### (e) Capital management

The Responsible Entity manages its net assets attributable to unitholders as equity. The amount of net assets attributable to unitholders can change significantly on a daily basis as the Fund is subject to daily applications and redemptions at the discretion of unitholders.

The Responsible Entity monitors the level of daily applications and redemptions relative to the liquid assets in the Fund.

In order to maintain or adjust the capital structure, the Responsible Entity may return capital to unitholders. The Fund is not subject to any externally imposed capital requirements.

## **2 Summary of significant accounting policies (continued)**

### **(f) Cash and cash equivalents**

For the purpose of presentation in the Statement of cash flows, cash and cash equivalents include cash on hand, deposits held at call with financial institutions, other short-term, highly liquid investments with original maturities of three months or less from the date of acquisition that are readily convertible to known amounts of cash and which are subject to an insignificant risk of changes in value, and bank overdrafts. Bank overdrafts are shown within bank overdraft in the Statement of financial position.

Payments and receipts relating to the purchase and sale of investment securities are classified as cash flows from operating activities, as movements in the fair value of these securities represent the Fund's main income generating activity.

### **(g) Investment income**

Interest income is recognised in the Statement of comprehensive income for all financial instruments that are not held at fair value through profit or loss on an accruals basis.

Trust distributions revenue is recognised on an entitlement basis.

Dividend income is recognised on the ex-dividend date.

### **(h) Expenses**

All expenses, including management fees, are recognised in the Statement of comprehensive income on an accrual basis.

### **(i) Income tax**

Under current legislation, the Fund is not subject to income tax provided the taxable income of the Fund is fully distributed either by way of cash or reinvestment. Unitholders are presently entitled to the income of the Fund.

The benefits of imputation credits and foreign tax paid are passed on to unitholders.

### **(j) Distributions**

In accordance with the Fund's Constitution, the Fund fully distributes its distributable income to unitholders.

Distributions are payable at the end of each half year. Such distributions are determined by reference to the net taxable income of the Fund.

Distributable income includes capital gains arising from the disposal of investments. Unrealised gains and losses are transferred to net assets attributable to unitholders and are not assessable or distributable until realised. Capital losses are not distributed to unitholders but are retained to be offset against any future realised capital gains. Distributions to unitholders are recognised in the Statement of changes in equity.

### **(k) Due from/to brokers**

Amounts due from/to brokers represent receivables for securities sold and payables for securities purchased that have been contracted for but not yet delivered by the end of the reporting period. Trades are recorded on trade date, and normally settled within three business days.

### **(l) Receivables**

Receivables may include amounts for dividend income, trust distributions revenue and interest. Dividend income and trust distributions revenue are accrued when the right to receive payment is established. Interest is accrued at the reporting date from the time of last payment. Amounts are generally received within 30 days of being recorded as receivables. Collectability of trade receivables is reviewed on an ongoing basis.

### **(m) Payables**

Payables include liabilities and accrued expenses owing by the Fund which are unpaid as at end of the reporting date. The amounts are unsecured and usually paid within 30 days of recognition.

The distributions payable to unitholders as at the end of each reporting period is recognised separately in the Statement of financial position when unitholders are presently entitled to the distributable income under the Fund's Constitution.

## **2 Summary of significant accounting policies (continued)**

### **(n) Foreign currency translation**

#### *(i) Functional and presentation currency*

Items included in the Fund's financial report are measured using the currency of the primary economic environment in which it operates (the "functional currency"). This is the Australian dollar, which reflects the currency of the economy in which the Fund competes for capital and is regulated. The Australian dollar is also the Fund's presentation currency.

#### *(ii) Transactions and balances*

Foreign currency transactions are translated into the functional currency using the exchange rates prevailing at the dates of the transactions. Foreign exchange gains and losses resulting from the settlement of such transactions and from the transactions at year end exchange rates, of monetary assets and liabilities denominated in foreign currencies are recognised in the Statement of comprehensive income.

Non-monetary items that are measured at fair value in a foreign currency are translated using the exchange rates at the date when the fair value was determined. Translation differences on assets and liabilities carried at fair value are reported in the Statement of comprehensive income on a net basis within net gains/(losses) on financial instruments held at fair value through profit or loss.

### **(o) Applications and redemptions**

Applications received for units in the Fund are recorded net of any entry fees payable prior to the issue of units in the Fund. Redemptions from the Fund are recorded gross of any exit fees payable after the cancellation of units redeemed.

### **(p) Goods and Services Tax ("GST")**

The GST incurred on the costs of various services provided to the Fund by third parties such as management services has been passed onto the Fund. The Fund qualifies for Reduced Input Tax Credits ("RITC"); hence management fees have been recognised in the Statement of comprehensive income net of the amount of GST recoverable from the Australian Taxation Office ("ATO"). Accounts payable are inclusive of GST. The net amount of GST recoverable from the ATO is included in receivables in the Statement of financial position. Cash flows relating to GST are included in the Statement of cashflows on a gross basis.

### **(q) Use of estimates**

The Fund makes estimates and assumptions that affect the reported amounts of assets and liabilities. Estimates are continually evaluated and are based on historical experience and other factors including expectations of future events that are believed to be reasonable under the circumstances.

For certain financial instruments, including amounts due from/to brokers and payables, the carrying amounts approximate fair value due to the immediate or short-term nature of these financial instruments.

### **(r) Offsetting financial instruments**

Financial assets and financial liabilities are offset and the net amount reported in the Statement of financial position if, and only if, there is a currently enforceable legal right to offset the recognised amounts and there is an intention to settle on a net basis, to realise the asset and settle the liability simultaneously. This is generally not the case with master netting agreements unless one party to the agreement defaults and the related assets and liabilities are presented gross in the Statement of financial position. As at the end of the reporting period, there are no financial assets and liabilities offset in the Statement of financial position.

### **(s) Rounding of amounts**

The Fund is an entity of a kind referred to in ASIC Corporations (Rounding in Financial/Directors' Reports) Instrument 2016/191, relating to the "rounding off" of amounts in the financial statements. Amounts in the Directors' Report and financial statements have been rounded off to the nearest thousand dollars unless otherwise stated.

### 3 Financial risk management

The Fund's activities expose it to a variety of financial risks: market risk (including price risk), credit risk and liquidity risk.

The Fund's overall risk management programme focuses on ensuring compliance with its product disclosure statement.

The objective of the Fund identified in the product disclosure statement is to provide investment returns that, before management costs, closely track the investment returns of the identified index. The investment strategy is to replicate the index by holding the ASX listed securities that constitute the index.

The Fund's adherence to the index is monitored on a daily basis by calculating the difference between the Fund's performance and the index's performance. The results are reported to the management of the Responsible Entity on a daily basis.

#### (a) Market risk

##### (i) Price risk

Price risk is the risk that the fair value of a financial instrument will fluctuate because of changes in market prices.

Price risk on equity securities arises from investments held for which prices in the future are uncertain. These are classified in the Statement of financial position as at fair value through profit or loss. Paragraph in Note 3(b) below sets out how this component of price risk is managed and measured. All security investments present a risk of loss of capital. The maximum risk resulting from financial instruments is determined by the fair value of the financial instruments.

All of the equity investments are publicly traded and are listed on the Australian Stock Exchange.

The table presented in Note 3(b) summarises sensitivity analysis to price risk.

##### (ii) Currency risk

Currency risk arises as the value of monetary securities denominated in other currencies will fluctuate due to changes in exchange rates.

All assets are in Australian dollars and therefore not subject to currency risk.

##### (iii) Interest rate risk

Interest rate risk is the risk that the fair value of future cash flows of a financial instrument will fluctuate because of changes in market interest rates. Changes in interest rates can have a direct or indirect impact on the investment value and/or returns of all types of assets.

The majority of the Fund's financial assets and liabilities are non-interest bearing. As a result, the Fund is not subject to significant amounts of risk due to fluctuations in the prevailing levels of market interest rates. Any excess cash and cash equivalents are invested at short-term market interest rates.

#### (b) Summarised sensitivity analysis

The following table summarises the sensitivity of the operating profit and net assets attributable to unitholders to price risk. The analysis is based on reasonably possible movements in the benchmark with all other variables held constant and the fair value of the portfolio moving according to the movement in the benchmark. The reasonably possible movements in the risk variables have been determined based on management estimates, having regard to a number of factors, including historical levels of changes in market index, security prices and/or benchmark returns. However, actual movements in the risk variables may be greater or less than anticipated due to a number of factors, including unusually large market shocks resulting from changes in the performance of and/or correlation between the performance of the economies, markets and securities in which the variable is exposed. As a result, historic variations in risk variables are not a definitive indicator of future variations in the risk variables.

	Impact on operating profit / Net assets attributable to unitholders	
	Price risk	
	-10%	+10%
	\$'000	\$'000
30 June 2017	(2,585)	2,585
30 June 2016	(337)	337



### 3 Financial risk management (continued)

#### (c) Credit risk

Credit risk represents the risk that the counterparty to the financial instrument will fail to discharge an obligation and cause the Fund to incur a financial loss.

Credit risk relating to unsettled transactions in listed securities is considered to be minimal as the Fund only uses brokers with a high creditworthiness and the transactions are settled or paid for only upon delivery. Payments on securities acquired are only made after the broker has received the securities. Securities sold are only delivered after the broker has received the payment.

There were no significant direct concentrations of credit risk to counterparties at 30 June 2017 and 30 June 2016.

#### (d) Liquidity risk

Liquidity risk is the risk that the Fund may not be able to generate sufficient cash resources to settle its obligations in full as they fall due or can only do so on terms that are materially disadvantageous.

The Fund is exposed to daily cash redemptions of redeemable units. It therefore primarily holds investments that are traded in an active market and can be readily disposed.

The risk management guidelines adopted are designed to minimise liquidity risk through:

- ensuring there is no significant exposure to illiquid or thinly traded financial instruments, and
- applying limits to ensure there is no concentration of liquidity risk to a particular counterparty.

Liquidity is monitored on a regular basis and any exceptions are reported to management. There were no exceptions during the years ended 30 June 2017 and 30 June 2016.

The table below analyses the non-derivative financial liabilities into relevant maturity groupings based on the remaining period to the earliest possible contractual maturity date at the end of the reporting period. The amounts in the table are the contractual undiscounted cash flows.

As at 30 June 2017	Less than 1 month \$'000	1-6 months \$'000	6-12 months \$'000	1-2 years \$'000
Distributions payable	314	-	-	-
Bank overdraft	15	-	-	-
Payables	8	-	-	-
<b>Total</b>	<b>337</b>	<b>-</b>	<b>-</b>	<b>-</b>

As at 30 June 2016	Less than 1 month \$'000	1-6 months \$'000	6-12 months \$'000	1-2 years \$'000
Distributions payable	35	-	-	-
Bank overdraft	11	-	-	-
Payables	4	-	-	-
<b>Total</b>	<b>50</b>	<b>-</b>	<b>-</b>	<b>-</b>

### 3 Financial risk management (continued)

#### (e) Fair value estimation

##### (i) Fair value in an active market

The fair value of financial assets and liabilities traded in active markets (such as listed equity securities and listed unit trusts) is based on bid prices at the end of the reporting period without any deduction for estimated future selling costs. For the majority of financial assets and liabilities, information provided by the quoted market independent pricing services is relied upon for valuation.

A financial instrument is regarded as quoted in an active market if quoted prices are readily and regularly available from an exchange, dealer, broker, industry group, pricing service, or regulatory agency, and those prices represent actual and regularly occurring market transactions on an arm's length basis.

An active market is a market in which transactions for the financial asset or liability take place with sufficient frequency and volume to provide pricing information on an ongoing basis.

#### (f) Fair value hierarchy

The Fund classifies fair value measurements using a fair value hierarchy that reflects the subjectivity of the inputs used in making the measurements. The fair value hierarchy has the following levels:

- Quoted prices (unadjusted) in active markets for identical assets or liabilities (level 1);
- Inputs other than quoted prices included within level 1 that are observable for the asset or liability, either directly (that is, as prices) or indirectly (that is, derived from prices) (level 2); and
- Inputs for the asset or liability that are not based on observable market data (that is, unobservable inputs) (level 3).

The level in the fair value hierarchy within which the fair value measurement is categorised in its entirety is determined on the basis of the lowest level input that is significant to the fair value measurement in its entirety. For this purpose, the significance of an input is assessed against the fair value measurement in its entirety. If a fair value measurement uses observable inputs that require significant adjustment based on unobservable inputs, that measurement is a level 3 measurement. Assessing the significance of a particular input to the fair value measurement in its entirety requires judgement, considering factors specific to the asset or liability.

The determination of what constitutes 'observable' requires significant judgement by the Responsible Entity. The Responsible Entity considers observable data to be market data that is readily available, regularly distributed or updated, reliable and verifiable, not proprietary, and provided by independent sources that are actively involved in the relevant market.

The table below sets out the Fund's financial assets and liabilities (by class) measured at fair value according to the fair value hierarchy at 30 June 2017 and 30 June 2016:

<b>30 June 2017</b>	<b>Level 1</b>	<b>Level 2</b>	<b>Level 3</b>	<b>Total</b>
	<b>\$'000</b>	<b>\$'000</b>	<b>\$'000</b>	<b>\$'000</b>
Financial assets designated at fair value through profit or loss:				
Listed equity securities	<u>25,852</u>	-	-	<u>25,852</u>
<b>Total</b>	<u>25,852</u>	-	-	<u>25,852</u>
 30 June 2016	 Level 1	 Level 2	 Level 3	 Total
	<b>\$'000</b>	<b>\$'000</b>	<b>\$'000</b>	<b>\$'000</b>
Financial assets designated at fair value through profit or loss:				
Listed equity securities	2,819	-	-	2,819
Listed unit trusts	<u>550</u>	-	-	<u>550</u>
<b>Total</b>	<u>3,369</u>	-	-	<u>3,369</u>

### 3 Financial risk management (continued)

#### (f) Fair value hierarchy (continued)

Investments whose values are based on quoted market prices in active markets, and therefore classified within level 1, include active listed equities and certain listed unit trusts.

The Fund did not hold any Level 3 instruments during the year ended 30 June 2017 (30 June 2016: \$Nil).

#### (g) Transfers between levels

There have been no transfers between levels for the year ended 30 June 2017 (30 June 2016: \$Nil).

### 4 Auditor's remuneration

	30 June 2017	30 June 2016
	\$	\$
<b>Ernst and Young</b>		
<i>Audit and other assurance services</i>		
Audit of financial statements	18,540	18,540
Other assurance services	<u>2,289</u>	<u>2,133</u>
<b>Total remuneration for audit and other assurance services</b>	<u><b>20,829</b></u>	<u><b>20,673</b></u>

During the years 2017 and 2016, auditor's remuneration was paid by the VanEck Australia Pty Ltd., the direct parent of the Responsible Entity.

### 5 Net gains/(losses) on financial instruments held at fair value through profit or loss

Net gains/(losses) recognised in relation to financial assets and financial liabilities held at fair value through profit or loss:

	30 June 2017	30 June 2016
	\$'000	\$'000
Net unrealised gains/(losses) on financial assets designated at fair value through profit or loss	173	196
Net realised gains/(losses) on financial assets designated at fair value through profit or loss	<u>215</u>	<u>(243)</u>
<b>Total net gains/(losses) on financial instruments held at fair value through profit or loss</b>	<u><b>388</b></u>	<u><b>(47)</b></u>

## 6 Distributions to unitholders

	30 June 2017		30 June 2016	
	\$'000	CPU	\$'000	CPU
Interim Distribution 31 December	87	17.34	52	34.81
Final Distribution 30 June	<u>314</u>	<u>24.20</u>	<u>35</u>	<u>17.73</u>
	<u>401</u>	<u>41.54</u>	<u>87</u>	<u>52.54</u>

The portion of the final distribution for the year which was unpaid at the reporting date is disclosed in the Statement of financial position.

## 7 Units in issue

Movements in the number of units during the year were as follows:

	30 June 2017	30 June 2016
	No. '000	No. '000
Units outstanding at the beginning of the year	199	149
Applications	1,250	50
Redemptions	<u>(150)</u>	<u>-</u>
<b>Units outstanding at the end of the year</b>	<u><b>1,299</b></u>	<u><b>199</b></u>

As stipulated within the Fund's Constitution, each unit represents a right to an individual share in the Fund and does not extend to a right to the underlying assets of the Fund. Each unit has the same rights attaching to it as all other units of the Fund.

## 8 Cash and cash equivalents

	30 June 2017	30 June 2016
	\$'000	\$'000
Cash at bank	2	4
Bank overdraft*	<u>(15)</u>	<u>(11)</u>
	<u><b>(13)</b></u>	<u><b>(7)</b></u>

\* The bank overdraft is Westpac overdraft accounts used for dividend equitisation. In 2017, interest was charged at a floating rate ranging from 3.26% to 3.52% p.a. (2016: 3.49% to 3.75% p.a.).

## 9 Financial assets held at fair value through profit or loss

	30 June 2017	30 June 2016
	\$'000	\$'000
<b>Designated at fair value through profit or loss</b>		
Equity securities	25,852	2,819
Listed unit trusts	<u>-</u>	<u>550</u>
Total designated at fair value through profit or loss	<u><b>25,852</b></u>	<u><b>3,369</b></u>
<b>Total financial assets held at fair value through profit or loss</b>	<u><b>25,852</b></u>	<u><b>3,369</b></u>

## 10 Payables

	30 June 2017	30 June 2016
	\$'000	\$'000
Management fees payable	<u>8</u>	<u>4</u>
	<u>8</u>	<u>4</u>

## 11 Related party transactions

### Responsible Entity

The Responsible Entity of VanEck Vectors Australian Resources ETF is VanEck Investments Limited, a wholly owned subsidiary of VanEck Australia Pty Ltd. The direct parent of the Responsible Entity is a wholly owned subsidiary of Van Eck Associates Corporation, incorporated in the United States of America. The registered office of the Responsible Entity and the Fund is Aurora Place, Level 4, 88 Phillip Street, Sydney NSW 2000.

### Key management personnel

#### (a) Directors

Key management personnel include persons who were directors of VanEck Investments Limited during the financial year and up to the date of this report except as otherwise stated:

Jan van Eck

Bruce Smith

Arian Neiron

Michael Brown

Jonathan Simon

#### (b) Other key management personnel

There were no other key management personnel who had authority and responsibility for planning, directing and controlling the activities of the Fund, directly or indirectly during the year.

### Related party transactions

VanEck Investments Limited receives all management fees that have been paid by the Fund during the year. The Responsible Entity is entitled to receive an annual management fee of 0.35% p.a. of the total assets of the Fund under the terms of the Constitution (2016: 0.35% p.a.). The fees are paid on a quarterly basis.

All expenses in connection with the preparation of accounting records and maintenance of the unit register are fully borne by the Responsible Entity.

## 11 Related party transactions (continued)

All related party transactions are conducted on normal commercial terms and conditions. The transactions during the year and amounts payable/receivable at year end between the Fund and the Responsible Entity were as follows:

	30 June 2017	30 June 2016
	\$	\$
Management fees for the year paid by the Fund to the Responsible Entity	<b>50,073</b>	8,888
Aggregate amounts payable to the Responsible Entity at the end of the year	<b>7,766</b>	3,623

### Related party unitholdings

Other than those disclosed in the note below, no other parties related to the Fund (including the Responsible Entity, its related parties and other schemes managed by the Responsible Entity), hold units in the Fund (2016: Nil).

### Key management personnel unit holdings

From time to time, key management personnel or their Fund-related entities may invest in or withdraw from the Fund. These investments and withdrawals are on the same terms and conditions as those entered into by other Fund investors.

Units in the Fund were held by the following key management personnel as follows:

#### 30 June 2017

Unitholder	Number of units held at balance date	Interest held %	Number of units acquired	Number of units disposed	Distributions paid/payable by the Fund \$
Arian Neiron	130	0.010	-	-	54

#### 30 June 2016

Unitholder	Number of units held at balance date	Interest held %	Number of units acquired	Number of units disposed	Distributions paid/payable by the Fund \$
Arian Neiron	130	0.070	-	-	68

### Key management personnel remuneration

Key management personnel are paid by VanEck Australia Pty Ltd, the parent company of the Responsible Entity. Payments made from the Fund to the Responsible Entity do not include any amounts directly attributable to key management personnel remuneration.

### Key management personnel loan disclosures

The Fund has not made, guaranteed or secured, directly or indirectly, any loans to the key management personnel or their personally related entities at any time during the reporting period (30 June 2016: Nil).

### Investments

The Fund did not hold any investments in the Responsible Entity or its related parties during the year (30 June 2016: Nil).

### Other transactions within the Fund

Apart from those details disclosed in this note, no key management personnel have entered into a material contract with the Fund during the reporting period and there were no material contracts involving key management personnel's interests existing at the end of the reporting period (30 June 2016: Nil).

## **12 Reconciliation of cash flows from operating activities**

	<b>30 June 2017</b>	30 June 2016
	<b>\$'000</b>	\$'000
<b>(a) Reconciliation of cash flows from operating activities</b>		
Profit/(loss) for the year	784	50
Net (gains)/losses on financial instruments held at fair value through profit or loss	(388)	47
Proceeds from sale of financial instruments held at fair value through profit or loss	5,692	1,198
Purchases of financial instruments held at fair value through profit or loss	(28,071)	(2,002)
Net change in receivables	(4)	(3)
Net change in payables	4	3
	<u>4</u>	<u>3</u>
<i>Net cash inflow/(outflow) from operating activities</i>	<u><b>(21,983)</b></u>	<u><b>(707)</b></u>
<b>(b) Non-cash financing and investing activities</b>		
During the reporting period, the following distribution payments were satisfied by the issue of units under the distribution reinvestment plan.	<u>-</u>	<u>-</u>

## **13 Events occurring after the reporting period**

No significant events have occurred since the end of the reporting period which would impact on the financial position of the Fund disclosed in the Statement of financial position as at 30 June 2017 or on the results and cash flows of the Fund for the year ended on that date.

## **14 Contingent assets and liabilities and commitments**

There were no outstanding contingent assets, liabilities or commitments as at 30 June 2017 and 30 June 2016.

## **Directors' declaration**

In the opinion of the directors of the Responsible Entity:

- (a) the financial statements and notes set out on pages 5 to 21 are in accordance with the *Corporations Act 2001*, including
  - (i) complying with Australian Accounting Standards, the *Corporations Regulations 2001* and other mandatory professional reporting requirements; and
  - (ii) giving a true and fair view of the Fund's financial position as at 30 June 2017 and of its performance for the financial year ended on that date; and
- (b) Note 2(a) confirms that the financial statements comply with International Financial Reporting Standards as issued by the International Accounting Standards Board; and
- (c) there are reasonable grounds to believe that the Fund will be able to pay its debts as and when they become due and payable.

This declaration is made in accordance with a resolution of the directors.



Arian Neiron  
Director

Sydney  
19 September 2017



## INDEPENDENT AUDITOR'S REPORT

To the Unitholders of VanEck Vectors Australian Resources ETF

### Report on the Audit of the Financial Report

#### Opinion

We have audited the financial report of VanEck Vectors Australian Resources ETF, which comprises the statement of financial position as at 30 June 2017, the statement of profit or loss and other comprehensive income, the statement of changes in equity and the statement of cash flows for the year then ended, notes comprising a summary of significant accounting policies and other explanatory information and the Directors' Declaration of VanEck Investments Limited, the Responsible Entity of the Fund.

In our opinion:

the accompanying financial report of VanEck Vectors Australian Resources ETF is in accordance with the *Corporations Act 2001*, including:

- (i) giving a true and fair view of the Fund's financial position as at 30 June 2017 and of its financial performance for the year ended on that date; and
- (ii) complying with Australian Accounting Standards and the *Corporations Regulations 2001*.

#### Basis for Opinion

We conducted our audit in accordance with Australian Auditing Standards. Our responsibilities under those standards are further described in the *Auditor's Responsibilities for the Audit of the Financial Report* section of our report. We are independent of VanEck Vectors Australian Resources ETF in accordance with the *Corporations Act 2001* and the ethical requirements of the Accounting Professional and Ethical Standards Board's APES110 *Code of Ethics for Professional Accountants* (the Code) that are relevant to our audit of the financial report in Australia; and we have fulfilled our other ethical responsibilities in accordance with the Code.

We believe that the audit evidence we have obtained is sufficient and appropriate to provide a basis for our opinion.

#### Key Audit Matters

Key audit matters are those matters that, in our professional judgment, were of most significance in our audit of the financial report of the current year. These matters were addressed in the context of our audit of the financial report as a whole, and in forming our opinion thereon, but we do not provide a separate opinion on these matters. For each matter below, our description of how our audit addressed the matter is provided in that context.

We have fulfilled the responsibilities described in the *Auditor's Responsibilities for the Audit of the Financial Report* section of our report, including in relation to these matters. Accordingly, our audit included the performance of procedures designed to respond to our assessment of the risks of

material misstatement of the financial statements. The results of our audit procedures, including the procedures performed to address the matters below, provide the basis for our audit opinion on the accompanying financial report.

## 1. Investment Valuation

### Why significant

As a listed exchange traded fund, the Fund has a significant investment portfolio consisting primarily of listed equities and listed unit trusts. As at 30 June 2017, the value of these financial assets, per Note 9 to the financial statements was \$25,851,895, which equates to 99% of the total assets held by the Fund.

As detailed in the Fund's accounting policy, as described in Note 2 to the financial statements, these financial assets are recognised at fair value through profit or loss in accordance with Australian Accounting Standards - AASB 9: *Financial Instruments* (AASB 9).

Volatility and other market drivers can have a significant impact on the value of these financial assets and the financial statements, therefore valuation of the investment portfolio is considered a key area of focus.

### How our audit addressed the key audit matter

We assessed the design and operating effectiveness of the key controls in place around the recognition and valuation of investments, through review of the audited internal controls report prepared under *ASAE 3402 Assurance Reports on Controls at a Service Organisation* by other audit firm, of the Fund's administrator. We assessed the competence and objectivity of the audit firm performing the audit of the internal controls report. We relied on these controls to gain assurance over the recognition and valuation of the investment balances.

We agreed all investment holdings, including cash accounts, to third party confirmations at 30 June 2017.

We checked the valuation of all positions in the portfolio held at 30 June 2017. To validate the fair value in accordance with AASB 9, we agreed the listed securities to independent pricing sources.

We assessed the adequacy of the disclosures in Note 2 to the financial statements in line with AASB 9, AASB 7: *Financial Instruments Disclosures* and AASB 13: *Fair Value Measurement*.

## 2. Management Fees

### Why significant

Management fees paid to the responsible entity, VanEck Investments Limited, are the most significant expense for the Fund.

The Fund's accounting policy for Management fees is described in Note 2 to the financial statements. All expenses are recognised on an accruals basis.

As at 30 June 2017, management fees totalled \$50,073 which equates to 93% of total expenses.

### How our audit addressed the key audit matter

We assessed the design and operating effectiveness of the key controls in place in relation to the calculation of management fees, through review of the audited internal controls report of the administrator. We relied on these controls to gain assurance over the calculation of the fee expenses.

We performed a recalculation of management fees in accordance with contractual arrangements including agreeing the contract rate to the calculation.

We assessed the adequacy of the disclosures in Notes 2 and 11 to the financial statements.

### Information Other than the Financial Statements and Auditor's Report Thereon

The directors of VanEck Investments Limited as Responsible Entity of the Funds are responsible for the other information. The other information is the directors' report accompanying the financial report.

Our opinion on the financial report does not cover the other information and accordingly we do not express any form of assurance conclusion thereon.

In connection with our audit of the financial report, our responsibility is to read the other information and, in doing so, consider whether the other information is materially inconsistent with the financial report or our knowledge obtained in the audit or otherwise appears to be materially misstated.

If, based on the work we have performed, we conclude that there is a material misstatement of this other information, we are required to report that fact. We have nothing to report in this regard.

## **Directors' Responsibilities for the Financial Report**

The Directors of the Responsible Entity are responsible for the preparation of the financial report that gives a true and fair view in accordance with Australian Accounting Standards and the *Corporations Act 2001* and for such internal control as the Directors determine is necessary to enable the preparation of the financial report that gives a true and fair view and is free from material misstatement, whether due to fraud or error.

In preparing the financial report, the Directors are responsible for assessing the Fund's ability to continue as a going concern, disclosing, as applicable, matters related to going concern and using the going concern basis of accounting unless the Directors either intend to liquidate the Fund or cease operations, or have no realistic alternative but to do so.

## **Auditor's Responsibilities for the Audit of the Financial Report**

Our objectives are to obtain reasonable assurance about whether the financial report as a whole is free from material misstatement, whether due to fraud or error, and to issue an auditor's report that includes our opinion. Reasonable assurance is a high level of assurance, but is not a guarantee that an audit conducted in accordance with Australian Auditing Standards will always detect a material misstatement when it exists. Misstatements can arise from fraud or error and are considered material if, individually or in the aggregate, they could reasonably be expected to influence the economic decisions of users taken on the basis of this financial report.

As part of an audit in accordance with Australian Auditing Standards, we exercise professional judgment and maintain professional scepticism throughout the audit. We also:

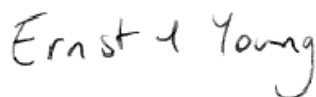
- Identify and assess the risks of material misstatement of the financial report, whether due to fraud or error, design and perform audit procedures responsive to those risks, and obtain audit evidence that is sufficient and appropriate to provide a basis for our opinion. The risk of not detecting a material misstatement resulting from fraud is higher than for one resulting from error, as fraud may involve collusion, forgery, intentional omissions, misrepresentations, or the override of internal control.
- Obtain an understanding of internal control relevant to the audit in order to design audit procedures that are appropriate in the circumstances, but not for the purpose of expressing an opinion on the effectiveness of the entity's internal control.
- Evaluate the appropriateness of accounting policies used and the reasonableness of accounting estimates and related disclosures made by the Directors.
- Conclude on the appropriateness of the Directors' use of the going concern basis of accounting in the preparation of the financial report. We also conclude, based on the audit evidence obtained, whether a material uncertainty exists related to events and conditions that may cast significant doubt on the entity's ability to continue as a going concern. If we conclude that a material uncertainty exists, we are required to draw attention in the auditor's report to the disclosures in the financial report about the material uncertainty or, if such disclosures are inadequate, to modify the opinion on the financial report. However, future events or conditions may cause an entity to cease to continue as a going concern.

- Evaluate the overall presentation, structure and content of the financial report, including the disclosures, and whether the financial statements represent the underlying transactions and events in a manner that achieves fair presentation.

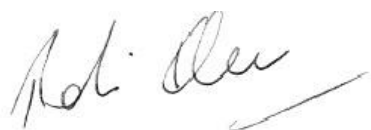
We communicate with the Directors regarding, among other matters, the planned scope and timing of the audit and significant audit findings, including any significant deficiencies in internal control that we identify during our audit.

We also provide the Directors with a statement that we have complied with relevant ethical requirements regarding independence, and to communicate with them all relationships and other matters that may reasonably be thought to bear on our independence, and where applicable, related safeguards.

From the matters communicated to the Directors, we determine those matters that were of most significance in the audit of the financial report of the current year and are therefore the key audit matters. We describe these matters in our auditor's report unless law or regulation precludes public disclosure about the matter or when, in extremely rare circumstances, we determine that a matter should not be communicated in our report because the adverse consequences of doing so would reasonably be expected to outweigh the public interest benefits of such communication.



Ernst & Young



Rohit Khanna  
Engagement Partner  
Sydney  
19 September 2017