

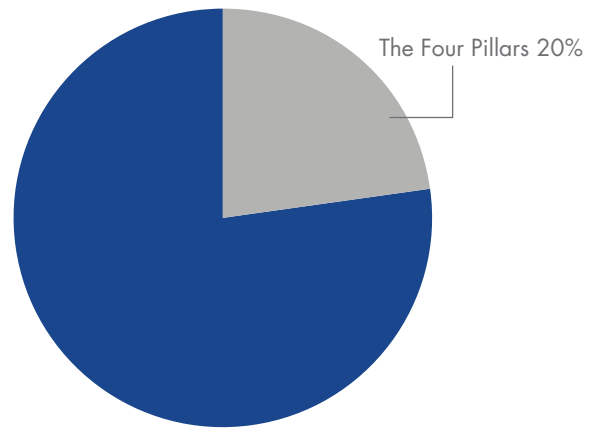
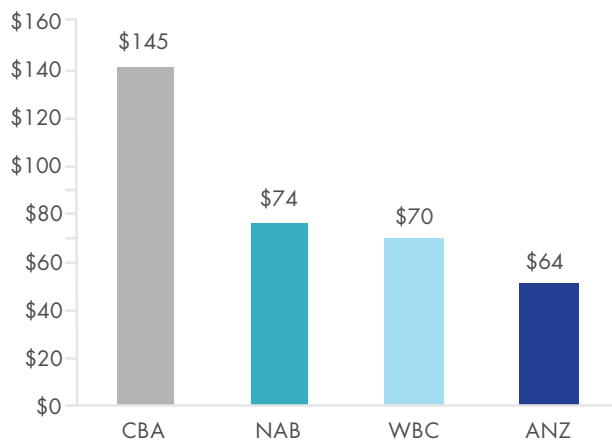
## Own all the banks with a single trade

*Australian banks are among the most highly regarded in the world. The ‘Four Pillars’ (Commonwealth Bank, ANZ, Westpac and NAB) are ranked in the top 50 ‘most valuable banking brands’ in the world by The Brand/Finance Banking 500 and they are ranked in the top 50 ‘safest banks’ by Global Finance.*

The Australian banking sector represents over 1/5 of the Australian equity market by market capitalisation\*

### S&P/ASX 200 by market capitalisation

Market Cap (Billion AUD)\*\*

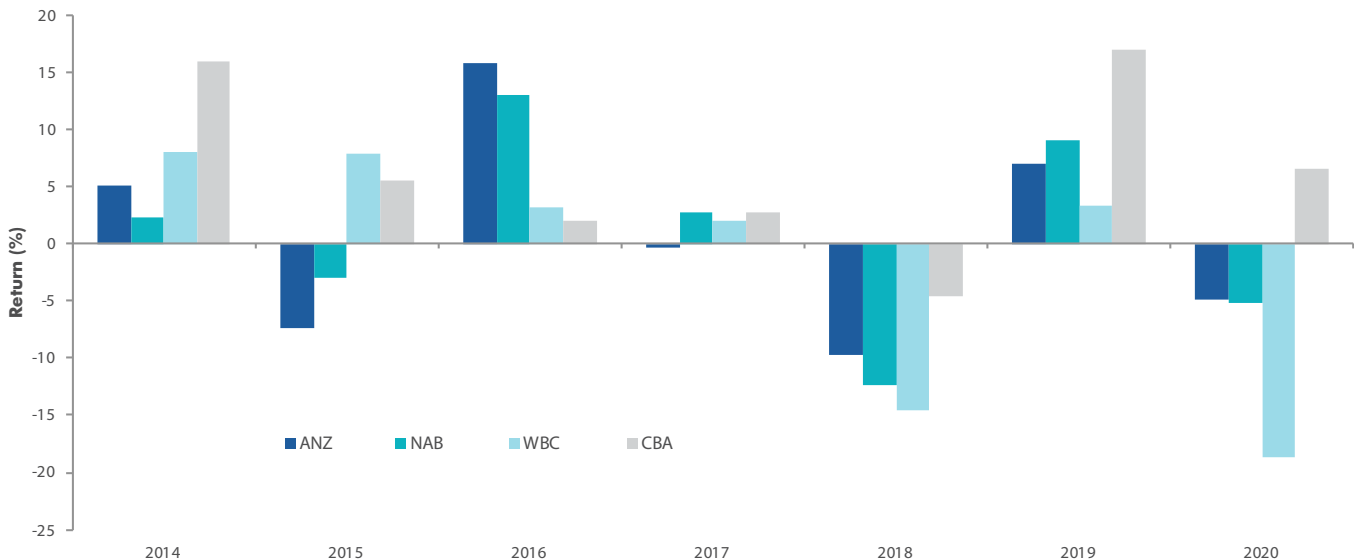


\*Source: Factset

\*\*Source: Factset, as at 31 December 2020

*Which bank? It's challenging to pick which bank will perform the best.*

Over the past seven calendar years three of the four ‘big’ banks has been the best performer at least once.



Source: Factset, as at 31 December 2020; Total Return, calendar year returns ending December.

*MVB is an ETF (exchange traded fund). An ETF is a managed fund that can be bought and sold on ASX (like shares). What this means is that via a single trade investors gain immediate exposure and diversification to seven banks.*

- VanEck Vectors Australian Banks ETF (ASX code: MVB) is an investment in Australia’s largest and most liquid banks in a single trade.
- MVB is the only fund of its kind in Australia.
- MVB delivers the growth and yield of Australia’s banks by passing on all dividends and franking credits to investors.
- MVB is designed to be:
  - an easy way to achieve a diversified portfolio of Australian banks
  - simple to trade; and
  - cost effective.

<p><b>FUND DESCRIPTION:</b> VanEck Australian Banks ETF (MVB) invests in a diversified portfolio of ASX-listed securities with the aim of providing investment returns (before management costs) that closely track the performance of the MVIS Australia Banks Index.</p> <p><b>INDEX DESCRIPTION:</b> The index is a pure-play rules-based Australian sector index that combines benchmark with blue-chip characteristics by tracking the performance of the largest and most liquid ASX-listed companies that generate at least 50% of their revenues or assets from the Australian banking sector</p>	ASX code	MVB
	Commencement date	14 October 2013
	Management cost	0.28%.
	Index	MVIS Australia Banks Index
	Number of holdings	7

## Contact us

[vaneck.com.au](http://vaneck.com.au)

[info@vaneck.com.au](mailto:info@vaneck.com.au)

+61 2 8038 3300

 [VanEck-Australia](#)

 [VanEck\\_Au](#)

 [VanEckAus](#)

### Key Risks

An investment in the Fund carries risks associated with: financial markets generally, individual company management, industry sectors, stock and sector concentration, fund operations and tracking an index. See the PDS for details.

### Important Notice:

Disclaimer: This information is issued by VanEck Investments Limited ABN 22 146 596 116 AFSL 416755 ('VanEck') as responsible entity of the VanEck Vectors Australian Banks ETF ('Fund'). This is general advice only about financial products and is not personal financial advice. It does not take into account any person's individual objectives, financial situation nor needs. Before making an investment decision in relation to the Fund, you should read the PDS and with the assistance of a financial adviser consider if it is appropriate for your circumstances. The PDS is available at [www.vaneck.com.au](http://www.vaneck.com.au) or by calling 1300 68 3837. The Fund is subject to investment risk, including possible loss of capital invested. Past performance is not a reliable indicator of future performance. No member of the VanEck group of companies gives any guarantee or assurance as to the repayment of capital, the payment of income, the performance, or any particular rate of return from the Fund.

MVIS Australia Banks Index ('MVIS Index') is the exclusive property of MV Index Solutions GmbH based in Frankfurt, Germany ('MVIS'). MVIS makes no representation regarding the advisability of investing in the Fund. MVIS has contracted with Solactive AG ('Solactive') to maintain and calculate the MVIS Index. Solactive uses its best efforts to ensure that the MVIS Index is calculated correctly. Irrespective of its obligations towards MVIS, Solactive has no obligation to point out errors in the MVIS Index to third parties.