



VanEck[®]

Access the opportunities.

VanEck ETF Model Portfolios

Powered by Lonsec Investment Solutions

Lonsec
Investment
Solutions

Using ETFs for Strategic Asset Allocation

Over the past ten years the investment industry has experienced a rapidly changing environment with turbulent markets, changes in regulation and evolving technology. As a result, clients are scrutinising their investments more closely in search for outperformance, value and transparency in an increasingly cost conscious world. VanEck Model Portfolios are designed to address each of these factors while providing effective building blocks to help provide a strong foundation for your clients.

Asset allocation is a critical element of any investment strategy. It forms the basis of a prudent investment policy and drives the bulk of an investor's risk and return outcome.

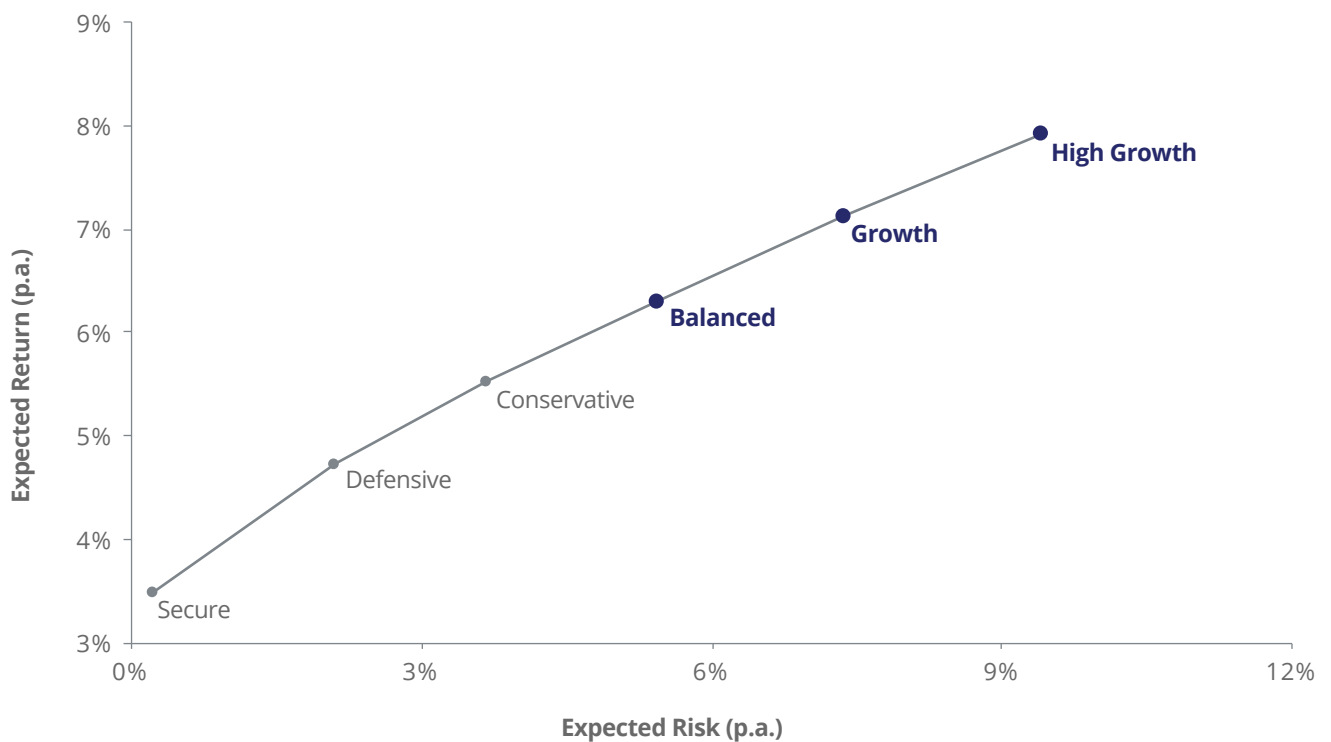
VanEck has partnered with Lonsec Investment Solutions to provide four low-cost high quality model portfolios comprised entirely of exchange traded funds (ETFs). The model portfolios are designed for advisers to construct simple and diversified portfolios that can meet their client's investment objectives.

All ETFs included in the models must have a minimum 'Lonsec recommended rating' with ongoing oversight by Lonsec and quarterly performance reporting.

VanEck Model Portfolios draw on Lonsec's well established research and portfolio construction expertise to offer funds across four risk categories: Balanced, Growth, High Growth and Balanced-Income. Each fund has been developed to meet the needs of a range of investor risk profiles. The following graphs outlines the long term risk and return expectations for Lonsec's strategic asset allocation profiles.

The following graph shows the long term risk and return expectations for Lonsec's strategic asset allocation profiles.

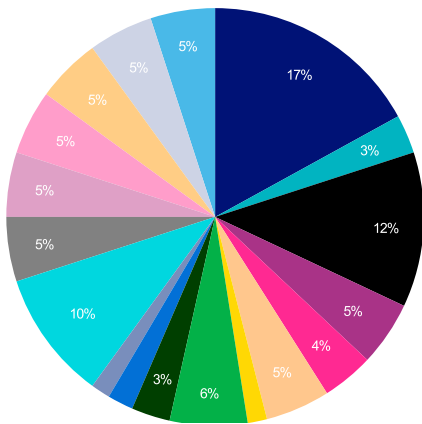
Lonsec Efficient Frontier



Source: Lonsec Research – Efficient Frontier 2020

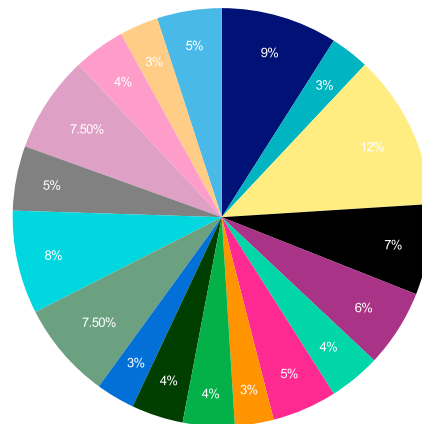
VanEck ETF Model Portfolios

Balanced



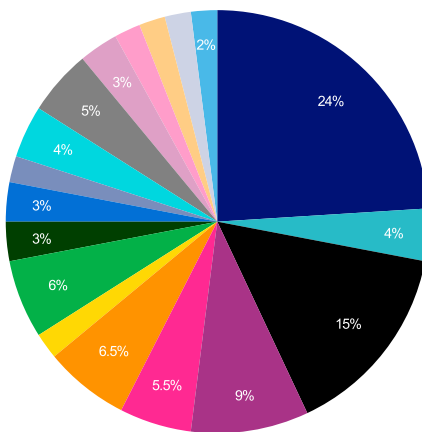
Management fees[^]: 0.32% p.a.

Balanced - Income



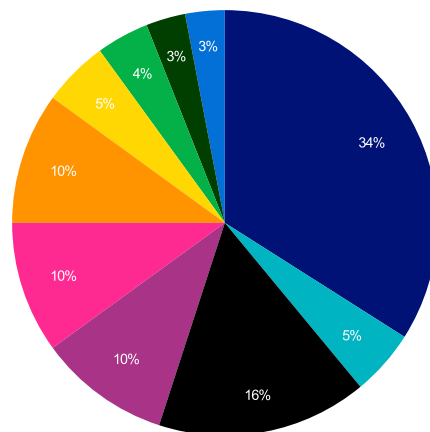
Management fees[^]: 0.31% p.a.

Growth



Management fees[^]: 0.37% p.a.

High Growth



Management fees[^]: 0.43% p.a.

Australian Equities

- **MVW** VanEck Australian Equal Weight ETF
- **MVS** VanEck Small Companies Masters ETF
- **VHY** Vanguard Australian Shares High Yield ETF

Global Equities

- **QUAL** VanEck MSCI International Quality ETF
- **VLUE** VanEck MSCI International Value ETF
- **WDIV** SPDR S&P Global Dividend ETF
- **QSML** VanEck MSCI International Small Companies Quality ETF
- **EMKT** VanEck MSCI Multifactor Emerging Markets Equity ETF
- **GDX** VanEck Gold Miners ETF

Alternatives

- **NUGG** VanEck Gold Bullion ETF

Property & Infrastructure

- **IFRA** VanEck FTSE Global Infrastructure (AUD Hedged) ETF
- **MVA** VanEck Australian Property ETF
- **REIT** VanEck FTSE International Property (AUD Hedged) ETF

Fixed Interest

- **PLUS** VanEck Australian Corporate Bond Plus ETF
- **5GOV** VanEck 5-10 Year Australian Government Bond ETF
- **SUBD** VanEck Australian Subordinated Debt ETF
- **TBIL** VanEck 1-3 Month US Treasury Bond ETF
- **VIF** Vanguard International Fixed Interest Index (Hedged) ETF
- **FLOT** VanEck Australian Floating Rate ETF
- **XGOV** VanEck 10+ Year Australian Government Bond ETF
- **BILL** iShares Core Cash ETF

[^]Management fees are estimates as of 31 March 2026 calculated as a weighted average of the management fees disclosed in the product disclosure statements for the underlying ETFs in the model portfolio.

Risk profile

Risk profile for periods ending 31 March 2026 – Balanced, Growth and High Growth

ETF	Asset Category	ASX Code	Balanced (%)	Growth (%)	High Growth (%)
VanEck Australian Equal Weight ETF	Growth	MVW	17	24	34
VanEck Small Companies Masters ETF	Growth	MVS	3	4	5
VanEck MSCI International Quality ETF	Growth	QUAL	12	15	16
VanEck MSCI International Value ETF	Growth	VLUE	5	9	10
VanEck MSCI International Small Companies Quality ETF	Growth	QSML	4	5.5	10
VanEck MSCI Multifactor Emerging Markets Equity ETF	Growth	EMKT	5	6.5	10
VanEck Gold Miners ETF	Growth	GDX	1.5	2	5
VanEck FTSE Global Infrastructure (AUD Hedged) ETF	Growth	IFRA	6	6	4
VanEck Australian Property ETF	Growth	MVA	3	3	3
VanEck FTSE International Property (AUD Hedged) ETF	Growth	REIT	2	3	3
VanEck Gold Bullion ETF	Growth	NUGG	1.5	2	-
VanEck 5-10 Year Australian Government Bond ETF	Income	5GOV	10	4	-
VanEck Australian Subordinated Debt ETF	Income	SUBD	5	5	-
VanEck 1-3 Month US Treasury Bond ETF	Income	TBIL	5	3	-
Vanguard International Fixed Interest Index ETF (Hedged)	Income	VIF	5	2	-
VanEck Australian Floating Rate ETF	Income	FLOT	5	2	-
VanEck 10+ Year Australian Government Bond ETF	Income	XGOV	5	2	-
iShares Core Cash ETF	Income	BILL	5	2	-
Total Income Assets	-	-	40	20	-
Total Growth Assets	-	-	60	80	100
Total Weight	-	-	100	100	100

Risk profile for periods ending 31 March 2026 – Balanced Income

ETF	Asset Category	ASX Code	Balanced-Income (%)
VanEck Australian Equal Weight ETF	Growth	MVW	9
VanEck Small Companies Masters ETF	Growth	MVS	3
Vanguard Australian Shares High Yield ETF	Growth	VHY	12
VanEck MSCI International Quality ETF	Growth	QUAL	7
VanEck MSCI International Small Companies Quality ETF	Growth	QSML	5
VanEck MSCI International Value ETF	Growth	VLUE	6
VanEck MSCI Multifactor Emerging Markets Equity ETF	Growth	EMKT	3
SPDR S&P Global Dividend ETF	Growth	WDIV	4
VanEck Australian Property ETF	Growth	MVA	4
VanEck FTSE International Property (AUD Hedged) ETF	Growth	REIT	3
VanEck FTSE Global Infrastructure (AUD Hedged) ETF	Growth	IFRA	4
VanEck 5-10 Year Australian Government Bond ETF	Income	5GOV	8
VanEck Australian Subordinated Debt ETF	Income	SUBD	5
VanEck Australian Floating Rate ETF	Income	FLOT	3
VanEck Australian Corporate Bond Plus ETF	Income	PLUS	7.5
VanEck 1-3 Month US Treasury Bond ETF	Income	TBIL	7.5
Vanguard International Fixed Interest Index (Hedged) ETF	Income	VIF	4
iShares Core Cash ETF	Income	BILL	5
Total Income Assets	-	-	40
Total Growth Assets	-	-	60
Total Weight	-	-	100

Contact us

vaneck.com.au

info@vaneck.com.au

+61 2 8038 3300

 VanEck-Australia

 VanEck_Au

 VanEckAus

Important notice:

VanEck Investments Limited (ACN 146 596 116 AFSL 416755) ('VanEck') is the issuer and responsible entity of all VanEck exchange traded funds (Funds) listed on the ASX. This is general information only and does not take into account any person's financial objectives, situation or needs. This is not advice. The product disclosure statement (PDS) and the target market determination (TMD) for all Funds are available at vaneck.com.au. You should consider whether or not an investment in any Fund is appropriate for you. Investments in a Fund involve risks associated with financial markets. These risks vary depending on a Fund's investment objective. Refer to the applicable PDS and TMD for more details on risks. Investment returns and capital are not guaranteed.

The funds and allocations in the VanEck ETF Model Portfolios are provided by Lonsec Investment Solutions (LIS). To the extent permitted by law, VanEck does not accept any liability (whether arising in contract, tort, negligence or otherwise) for any error or omission in the information or for any loss or damage (whether direct, indirect, consequential or otherwise) suffered by any recipient of the information, acting in reliance on it.

IMPORTANT NOTICE: This information is provided by Lonsec Investment Solutions Pty Ltd ABN: 95 608 837 583, a Corporate Authorised Representative (CAR 1236821) (LIS) of Lonsec Research Pty Ltd ABN 11 151 658 561 AFSL421445 (Lonsec Research). LIS creates the model portfolios it distributes using the investment research provided by Lonsec Research but LIS has not had any involvement in the investment research process for Lonsec Research. LIS and Lonsec Research are owned by Lonsec Fiscal Holdings Pty Ltd ABN: 41 151 235 406. Please read the following before making any investment decision about any financial product mentioned in this document.

Disclosure at the date of publication: Lonsec Research receives a fee from the relevant fund manager or product issuer(s) for researching financial products (using objective criteria) which may be referred to in this document. Lonsec Research may also receive a fee from the fund manager or product issuer(s) for subscribing to research content and other Lonsec Research services. LIS receives a fee for providing the model portfolios to financial services organisations and professionals. LIS' and Lonsec Research's fees are not linked to the financial product rating(s) outcome or the inclusion of the financial product(s) in model portfolios. LIS and Lonsec Research and their representatives and/or their associates may hold any financial product(s) referred to in this document, but details of these holdings are not known to the Lonsec Research analyst(s).

Disclaimer: LIS provides this information for the exclusive use of its clients. It is not intended for use by a retail client or a member of the public and should not be used or relied upon by any other person. No representation, warranty or undertaking is given or made in relation to the accuracy or completeness of the information presented in this document, which is drawn from public information not verified by LIS. The information contained in this document is current as at the date of publication. Financial conclusions, ratings and advice are reasonably held at the time of publication but subject to change without notice. LIS assumes no obligation to update this document following publication. Except for any liability which cannot be excluded, LIS and Lonsec Research, their directors, officers, employees and agents disclaim all liability for any error or inaccuracy in, misstatement or omission from, this document or any loss or damage suffered by the reader or any other person as a consequence of relying upon it.