




# VanEck Australian Long Short Complex ETF

ALFA is an actively managed, high conviction, systematic long short Australian equity strategy that aims to outperform the S&P/ASX 200 Accumulation Index over the medium to long term after fees and other costs.

## ALFA

### Benefits

#### High conviction long short strategy

Unconstrained high conviction Australian equity portfolio that targets long and short positions.

#### Active, systematic approach

A dynamic quantitative stock selection approach utilising sophisticated computations and programmed learning, designed to be agnostic of market cycles and style rotations.

#### Outperformance potential

Alternate Australian equity strategy that aims to deliver excess returns over the medium to long-term.

### Performance

	1 Month (%)	3 Months (%)	6 Months (%)	1 Year (%)	3 Year (% p.a.)	5 Year (% p.a.)	Since Inception (% p.a.)
Price return	5.84	13.17	4.44	16.95	--	--	15.36
Income return	0.00	0.00	0.00	0.60	--	--	0.54
<b>Total return</b>	<b>5.84</b>	<b>13.17</b>	<b>4.44</b>	<b>17.55</b>	<b>--</b>	<b>--</b>	<b>15.90</b>
S&P/ASX 200 Index	4.11	7.34	4.07	16.19	12.22	10.78	12.17

The table above shows past performance of the Fund from 21 January 2025. Results are calculated to the last business day of the month and assume immediate reinvestment of distributions. Fund results are net of management fees and costs, but before brokerage fees or bid/ask spreads incurred when investors buy/sell on the ASX. Returns for periods longer than one year are annualised. Past performance is not a reliable indicator of current or future performance which may be lower or higher.

### Key risks

An investment in the Fund carries risk. The Fund is considered to have a higher investment risk than a comparable fund that does not engage in short selling and leverage. Investors should actively monitor their investment as frequently as daily to ensure it continues to meet their investment objectives. Risks associated with an investment in the fund include those associated with short selling risk, leverage risk, prime broker risk, counterparties risk, concentration risk, operational risk and material portfolio information risk. See the VanEck Australian Long Short Complex ETF PDS and TMD for more details.

### Fund information

#### ASX code

ALFA

#### IRESS code

ALFA.AXW

#### Benchmark

S&P/ASX 200 Index

#### Inception date

21 January 2025

#### Net Assets

\$25.8M

#### Management fee\*

0.39% p.a.

#### Dividend frequency

1 each year

\*Other fees and costs apply.  
Please see the PDS for more details.


## About VanEck


For more than 70 years VanEck has delivered strategies for investors that provide unequalled access to markets, sectors and investment ideas. VanEck is one of the world's largest issuers of ETFs, managing in excess of US\$100 billion globally for individual and institutional investors. In Australia, VanEck is a pioneer of smart beta strategies and has more than 40 funds on ASX.


### Contact us

+61 2 8038 3300  
info@vaneck.com.au  
vaneck.com.au

 VanEck-Australia

 VanEck\_Au

 VanEckAus

 VanEckAustralia

Source: VanEck, FactSet.

Securities listed are not recommendations to buy or sell.

All figures are in Australian dollars unless stated otherwise.

Dividend Yield is the weighted average of each portfolio security's distributed income during the prior twelve months.

VanEck Investments Limited (ACN 146 596 116 AFSL 416755) (VanEck) is the issuer and responsible entity of all VanEck exchange traded funds (Funds) trading on the ASX. This information is general in nature and not personal advice, it does not take into account any person's financial objectives, situation or needs. The product disclosure statement (PDS) and the target market determination (TMD) for all Funds are available at vaneck.com.au. You should consider whether or not an investment in any Fund is appropriate for you. Investments in a Fund involve risks associated with financial markets. These risks vary depending on a Fund's investment objective. Refer to the applicable PDS and TMD for more details on risks. Investment returns and capital are not guaranteed.