



VanEck MSCI Australian Quality Plus ETF

AQTY gives investors access to a portfolio of ASX-listed companies selected for their fundamental quality characteristics, supported by valuation discipline and lower relative volatility. AQTY aims to provide investment returns, before fees and other costs, which track the performance of the Index.

AQTY

Benefits

Quality, outcome engineered

In Australia, quality is often assumed through banks and large defensives. This portfolio is built for the realities of a narrow, cyclical market and deliberately engineered to reduce concentration bias and moderate sector tilts, so the outcome reflects portfolio construction, not index bias.

Defensive when it matters, not just in theory

Quality is often advocated as a defensive exposure. But in Australia it can still fall alongside the market. By incorporating price stability and valuation discipline the portfolio is designed to cushion the downside when markets weaken, without giving up the upside when they recover.

A more balanced source of performance

Returns are driven by multiple complementary signals that blend quality with valuation and stability rather than relying on a single factor regime. This reduces dependence on any environment and aims to deliver more consistent risk-adjusted outcomes through cycles.

Performance

	1 Month	3 Months	6 Months	1 Year	3 Year	5 Year	Since Inception
	(%)	(%)	(%)	(%)	(% p.a.)	(% p.a.)	(%)
Price return	--	--	--	--	--	--	--
Income return	--	--	--	--	--	--	--
Total return	--	--	--	--	--	--	--
AQTY index	--	--	--	--	--	--	--

The table above shows past performance of the ETF from 29 May 2026. Index performance shown prior to 21 May 2026 is simulated based on the current Index methodology. Results are calculated to the last business day of the month and assume immediate reinvestment of dividends. ETF results are net of management fees and costs, but before brokerage fees or bid/ask spreads incurred when investors buy/sell on the ASX. Returns for periods longer than one year are annualised. Past performance is not indicative of current or future performance which may be lower or higher. The S&P/ASX 200 Index is shown for comparison purposes as it is the widely recognised benchmark used to measure the performance of the broad Australian equities market. It includes the 200 largest ASX-listed companies, weighted by market capitalisation. Inception date refers to the inception of the Fund's current investment strategy. Prior to the inception date, the Fund traded under a different investment strategy. Information about the Fund's performance prior to the current strategy inception date is available on request by emailing info@vaneck.com.au or calling +61 2 8038 3300.

Key risks

An investment in the ETF carries risks associated with: financial markets generally, individual company management, industry sectors, fund operations and tracking an index. See the PDS and TMD for more details.

Fund information

ASX code

AQTY

Bloomberg code

GA766826

IRESS code

AQTY.AXW

Index

MSCI Australia IMI Quality Plus Index

Inception date

29 May 2026

Net Assets

\$30.6M

Management fee*

0.35% p.a.

Dividend frequency

2 each year

Fundamentals

Number of holdings

50

Price/Earnings ratio

--

Fwd Price/Earnings ratio

--

Price/Book ratio

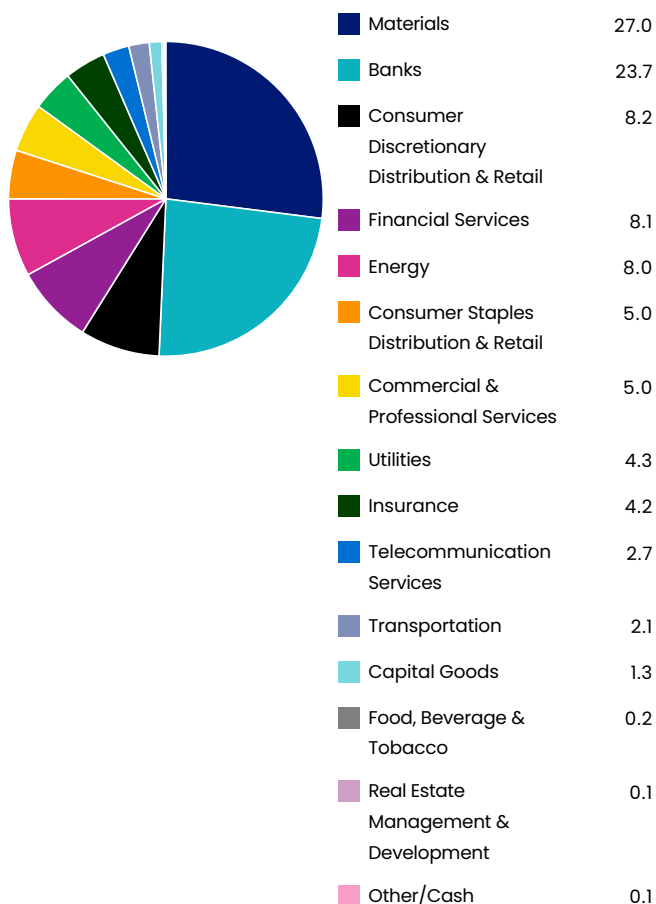
--

Dividend yield

%

*Other fees and costs apply. Please see the PDS for more details.

Sector weightings (%)



Top ten fund holdings (weightings %)

WESFARMERS LTD	8.3
RIO TINTO LTD	8.2
ANZ GROUP HOLDINGS LTD	6.9
WESTPAC BANKING CORP	6.2
BHP GROUP LTD	6.0

NATIONAL AUSTRALIA BANK LTD	5.1
MACQUARIE GROUP LTD	4.7
COMMONWEALTH BANK OF AUSTRALIA	4.0
COLES GROUP LTD	2.6
WOOLWORTHS GROUP LTD	2.6


About VanEck


For more than 70 years VanEck has delivered strategies for investors that provide unequalled access to markets, sectors and investment ideas. VanEck is one of the world's largest issuers of ETFs, managing in excess of US\$100 billion globally for individual and institutional investors. In Australia, VanEck is a pioneer of smart beta strategies and has more than 40 funds on ASX.


Contact us

+61 2 8038 3300
info@vaneck.com.au
vaneck.com.au

 VanEck-Australia

 VanEck_Au

 VanEckAus

 VanEckAustralia

Source: VanEck, FactSet.

Securities listed are not recommendations to buy or sell.

All figures are in Australian dollars unless stated otherwise.

Dividend Yield is the weighted average of each portfolio security's distributed income during the prior twelve months.

VanEck Investments Limited (ACN 146 596 116 AFSL 416755) (VanEck) is the issuer and responsible entity of all VanEck exchange traded funds (Funds) trading on the ASX. This information is general in nature and not personal advice, it does not take into account any person's financial objectives, situation or needs. The product disclosure statement (PDS) and the target market determination (TMD) for all Funds are available at vaneck.com.au. You should consider whether or not an investment in any Fund is appropriate for you. Investments in a Fund involve risks associated with financial markets. These risks vary depending on a Fund's investment objective. Refer to the applicable PDS and TMD for more details on risks. Investment returns and capital are not guaranteed. AQTY is indexed to a MSCI index. AQTY is not sponsored, endorsed or promoted by MSCI, and MSCI bears no liability with respect to AQTY or the MSCI Index. The PDS contains a more detailed description of the limited relationship MSCI has with VanEck and AQTY.