

VanEck Morningstar Australian Moat Income ETF

DVDY gives investors exposure to a diversified portfolio of dividend paying quality ASX-listed companies selected by Morningstar. DVDY aims to provide investment, returns before fees and other costs, that track the performance of the Index.

DVDY

Benefits

Income from quality Australian companies

Focuses on high dividend, quality companies based on Morningstar's Economic Moat™ rating.

Strong financial health

Companies are also screened based on Morningstar's Distance to Default measure.

Morningstar's core equity research

Fueled by Morningstar's rigorous equity research process.

Performance

	1 Month (%)	3 Months (%)	6 Months (%)	1 Year (%)	3 Year (% p.a.)	5 Year (% p.a.)	Since Inception (% p.a.)
Price return	-2.99	-1.94	5.27	7.12	-1.26	--	2.65
Income return	0.87	0.89	1.89	3.60	4.59	--	4.61
Total return	-2.12	-1.05	7.16	10.72	3.33	--	7.26
DVDY index	-2.08	-0.96	7.37	11.15	3.79	4.88	7.66
Morningstar Australia Dividend Yield Focus Equal Weighted Index	-2.08	-0.96	7.37	11.15	3.63	4.95	8.36

The table above shows past performance of DVDY from 7 September 2020. Effective 7 July 2022 DVDY's reference index changed from the Morningstar® Australia Dividend Yield Focus Index™ ("old index") to the Morningstar® Australia Dividend Yield Focus Equal Weighted Index™ ("new index") with change to the index methodology. The Blended Index* includes the old index performance from 7 September 2020 and the new index performance from 7 July 2022 onwards. The current index performance shown prior to its launch date on 1 July 2022 is simulated based on the current index methodology. Results are calculated to the last business day of the month and assume immediate reinvestment of dividends. ETF results are net of management fees and costs, but before brokerage fees or bid/ask spreads incurred when investors buy/sell on the ASX. Index performance excludes cost of investing in the ETF. Returns for periods longer than one year are annualised. Past performance is not a reliable indicator of current or future performance which may be lower or higher.

Key risks

An investment in the ETF carries risks associated with: financial markets generally, individual company management, industry sectors, fund operations and tracking an index. See the VanEck Morningstar Australian Moat Income ETF PDS and TMD for more details.

Fund information

ASX code

DVDY

Bloomberg code

MSADYEGA

IRESS code

DVDY.AXW

Index

Morningstar Australia Dividend
Yield Focus Equal Weighted Index

Inception date

07 September 2020

Net Assets

\$65.4M

Management fee*

0.35% p.a.

Dividend frequency

4 each year

Fundamentals

Number of holdings

25

Price/Earnings ratio

27.83

Fwd Price/Earnings ratio

20.54

Price/Book ratio

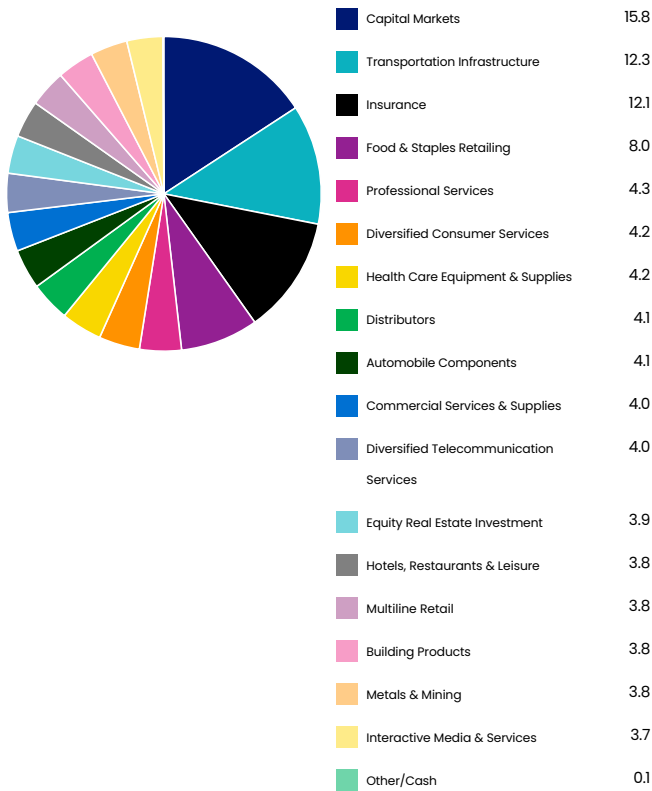
3.01

Dividend yield

3.48%

*Other fees and costs apply.
Please see the PDS for more
details.

Sector weightings (%)



Top ten fund holdings (weightings %)

COMPUTERSHARE LTD	4.2
IDP EDUCATION LTD	4.1
ANSELL LTD	4.1
BAPCOR LTD	4.1
TRANSURBAN GROUP	4.1


QUBE HOLDINGS LTD	4.1
ARB CORP LTD	4.0
ATLAS ARTERIA LTD	4.0
AUB GROUP LTD	4.0
WOOLWORTHS GROUP LTD	4.0


About VanEck


For more than 60 years VanEck has delivered strategies for investors that provide unequalled access to markets, sectors and investment ideas. VanEck is one of the world's largest issuers of ETFs, managing in excess of US\$100 billion globally for individual and institutional investors. In Australia, VanEck is a pioneer of smart beta strategies and has more than 40 funds on ASX.


Contact us

+61 2 8038 3300
info@vaneck.com.au
vaneck.com.au

 VanEck-Australia

 VanEck_Au

 VanEckAus

 VanEckAustralia

Source: VanEck, FactSet.

Securities listed are not recommendations to buy or sell.

All figures are in Australian dollars unless stated otherwise.

Dividend Yield is the weighted average of each portfolio security's distributed income during the prior twelve months.

VanEck Investments Limited (ACN 146 596 116 AFSL 416755) (VanEck) is the issuer and responsible entity of all VanEck exchange traded funds (Funds) trading on the ASX. This information is general in nature and not personal advice, it does not take into account any person's financial objectives, situation or needs. The product disclosure statement (PDS) and the target market determination (TMD) for all Funds are available at vaneck.com.au. You should consider whether or not an investment in any Fund is appropriate for you. Investments in a Fund involve risks associated with financial markets. These risks vary depending on a Fund's investment objective. Refer to the applicable PDS and TMD for more details on risks. Investment returns and capital are not guaranteed.

The Morningstar® Australia Dividend Yield Focus Equal Weighted Index™ which was created and is maintained by Morningstar, Inc. Morningstar, Inc. does not sponsor, endorse, issue, sell, or promote DVDY and bears no liability with respect to DVDY or any security. Morningstar®, Morningstar® Australia Dividend Yield Focus Equal Weighted Index™, and Morningstar Economic Moat™ are trademarks of Morningstar, Inc. and have been licensed for use by VanEck by Morningstar Australasia Pty Ltd (ABN 95 090 665 544, AFSL 240892).