



VanEck Morningstar International Wide Moat ETF

GOAT gives investors exposure to a diversified portfolio of attractively priced international 'wide moat' companies with sustainable competitive advantages for 20 years or more. GOAT aims to provide investment returns, before fees and other costs, that track the performance of the Index.

GOAT

Benefits

High conviction wide moat international equity strategy

A focus on international companies Morningstar believes possess sustainable competitive advantages, or with 'wide' Economic Moats™.

Attractive valuations

Targets companies trading at attractive prices relative to Morningstar's estimate of fair value.

Morningstar's core equity research

Fuelled by Morningstar's rigorous equity research process.

Performance History

	1 Month (%)	3 Months (%)	6 Months (%)	1 Year (%)	3 Year (% p.a.)	5 Year (% p.a.)	Since Inception (% p.a.)
Price return	2.81	3.82	12.00	5.93	2.88	--	8.26
Income return	0.00	0.00	0.00	8.73	4.13	--	3.24
Total return	2.81	3.82	12.00	14.66	7.01	--	11.50
GOAT index	2.87	3.93	12.24	15.16	7.39	10.23	11.91
MSCI World ex Australia Index	2.58	12.12	14.70	31.18	12.25	14.14	17.02

The table above shows past performance of GOAT from 7 September 2020. Effective 19 June 2023 GOAT's reference index changed from the Morningstar® Developed Markets ex-Australia Wide Moat Focus Index™ ("old index") to the Morningstar® Developed Markets ex-Australia Wide Moat Focus Select Index™ ("new index") with change to the index methodology. Index* includes the old index performance from 7 September 2020 and the new index performance from 19 June 2023 onwards. The current index performance shown prior to its launch date on 10 May 2023 is simulated based on the current index methodology. Results are calculated to the last business day of the month and assume immediate reinvestment of dividends. ETF results are net of management fees and costs, but before brokerage fees or bid/ask spreads incurred when investors buy/sell on the ASX. Index performance excludes cost of investing in the ETF. Returns for periods longer than one year are annualised. Past performance is not a reliable indicator of current or future performance which may be lower or higher.

Key risks

An investment in the ETF carries risks associated with: ASX trading time differences, financial markets generally, individual company management, industry sectors, foreign currency, country or sector concentration, political, regulatory and tax risks, fund operations and tracking an index. See the VanEck Morningstar International Wide Moat ETF PDS and TMD for more details.

Fund information

ASX code

GOAT

Bloomberg code

MSDAWSNA

IRESS code

GOAT.AXW

Index

Morningstar Developed Markets ex-Australia Wide Moat Focus Select Index™

Inception date

08 September 2020

Net Assets

\$46.4M

Management fee*

0.55% p.a.

Dividend frequency

1 each year

Fundamentals

Number of holdings

62

Price/Earnings ratio

25.70

Fwd Price/Earnings ratio

18.90

Price/Book ratio

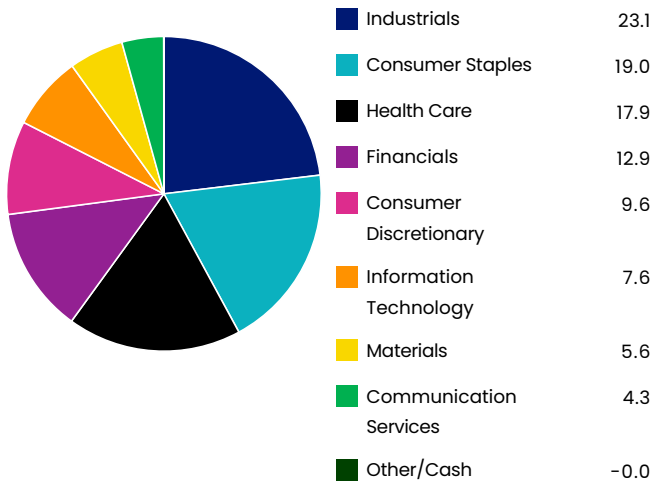
2.55

Dividend yield

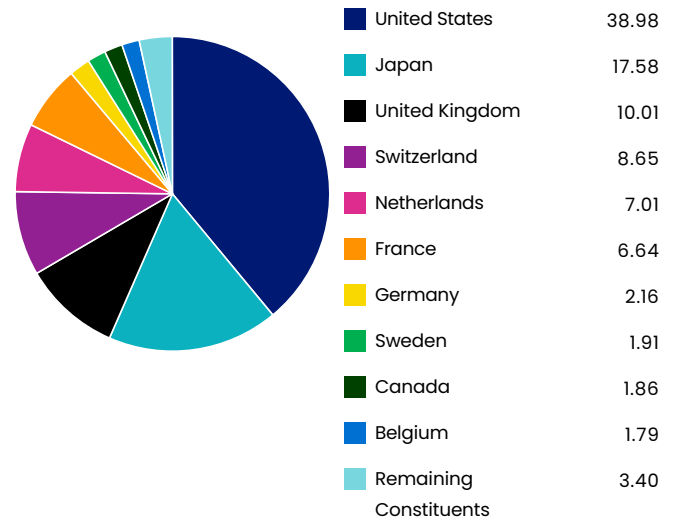
2.35%

*Other fees and costs apply.
Please see the PDS for more details.

Sector weightings (%)



Country weightings (%)



Top ten fund holdings (weightings %)

HARMONIC DRIVE SYSTEMS INC	2.3
NABTESCO CORP	2.2
JULIUS BAER GROUP LTD	2.2
MELROSE INDUSTRIES PLC	2.1
DAIFUKU CO LTD	2.1


RHEINMETALL AG	2.1
ZIMMER BIOMET HOLDINGS INC	2.0
ADYEN NV	2.0
CORTEVA INC	2.0
UNIVERSAL MUSIC GROUP NV	2.0


About VanEck


For more than 60 years VanEck has delivered strategies for investors that provide unequalled access to markets, sectors and investment ideas. VanEck is one of the world's largest issuers of ETFs, managing in excess of US\$100 billion globally for individual and institutional investors. In Australia, VanEck is a pioneer of smart beta strategies and has more than 40 funds on ASX.


Contact us

+61 2 8038 3300
info@vaneck.com.au
vaneck.com.au

 VanEck-Australia

 VanEck_Au

 VanEckAus

 VanEckAustralia

Source: VanEck, FactSet.

Securities listed are not recommendations to buy or sell.

All figures are in Australian dollars unless stated otherwise.

Dividend Yield is the weighted average of each portfolio security's distributed income during the prior twelve months.

VanEck Investments Limited (ACN 146 596 116 AFSL 416755) (VanEck) is the issuer and responsible entity of all VanEck exchange traded funds (Funds) trading on the ASX. This information is general in nature and not personal advice, it does not take into account any person's financial objectives, situation or needs. The product disclosure statement (PDS) and the target market determination (TMD) for all Funds are available at vaneck.com.au. You should consider whether or not an investment in any Fund is appropriate for you. Investments in a Fund involve risks associated with financial markets. These risks vary depending on a Fund's investment objective. Refer to the applicable PDS and TMD for more details on risks. Investment returns and capital are not guaranteed.

The Morningstar® Developed Markets ex Australia Wide Moat Focus Select Index™ was created and is maintained by Morningstar, Inc. Morningstar, Inc. does not sponsor, endorse, issue, sell, or promote GOAT and bears no liability with respect to GOAT or any security. Morningstar®, Morningstar® Developed Markets ex Australia Wide Moat Focus Index™, and Morningstar Economic Moat™ are trademarks of Morningstar, Inc. and have been licensed for use by VanEck by Morningstar Australasia Pty Ltd (ABN 95 090 665 544, AFSL 240892).