

VanEck Global Healthcare Leaders ETF

HLTH gives investors exposure to a diversified portfolio of the largest international companies from the global healthcare sector. Our global healthcare ETF aims to provide investment returns, before fees and other costs, that track the performance of the Index.

HLTH

Benefits

Global growth opportunity

A sector with significant growth potential due to shifting global demographics, social changes, research & development and innovation supporting increased demand in healthcare-related products and services.

A portfolio of global healthcare leaders comprising the most fundamentally strong companies

Invests in 50 fundamentally sound and attractively valued companies with the best growth prospects in the healthcare sector.

Targeted exposure and diversification

A portfolio which targets focused exposure to healthcare and offers true diversification by equally weighting across companies.

Performance

	1 Month (%)	3 Months (%)	6 Months (%)	1 Year (%)	3 Year (% p.a.)	5 Year (% p.a.)	Since Inception (% p.a.)
Price return	-0.82	1.91	7.23	9.96	-2.82	--	3.11
Income return	0.00	0.00	0.00	0.94	0.82	--	0.69
Total return	-0.82	1.91	7.23	10.90	-2.00	--	3.80
HLTH index	-0.79	2.03	7.44	11.29	-1.68	6.38	4.18

The table above shows past performance of the ETF from 8 September 2020. Index performance shown prior to 14 August 2020 is simulated based on the current Index methodology. Results are calculated to the last business day of the month and assume immediate reinvestment of dividends. ETF results are net of management fees and costs incurred in the fund, but before brokerage fees or bid/ask spreads incurred when investors buy/sell on the ASX. Returns for periods longer than one year are annualised. Past performance is not a reliable indicator of current or future performance which may be lower or higher. The S&P Global 1200 Health Care Index ("Benchmark") is shown for comparison purposes as it is the widely recognised benchmark used to measure the performance of the health care industry globally, weighted by market capitalisation. HLTH's index measures the performance of 50 fundamentally sound companies with the best growth at a reasonable price (GARP) attributes in the health care industry from developed markets excluding Australia, weighted equally at rebalance. It has fewer companies and different country and industry allocations than the Benchmark.

Key risks

An investment in our global healthcare ETF carries risks associated with: ASX trading time differences, financial markets generally, individual company management, industry sectors, foreign currency, country or sector concentration, political, regulatory and tax risks, fund operations, liquidity and tracking an index. See the VanEck Global Healthcare Leaders ETF PDS and TMD for more details.

Fund information

ASX code

HLTH

Bloomberg code

MGHCAUNR

IRESS code

HLTH.AXW

Index

MarketGrader Developed Markets Health Care Net Return AUD Index

Inception date

08 September 2020

Net Assets

\$50.0M

Management fee*

0.45% p.a.

Dividend frequency

1 each year

Fundamentals

Number of holdings

50

Price/Earnings ratio

19.67

Fwd Price/Earnings ratio

19.05

Price/Book ratio

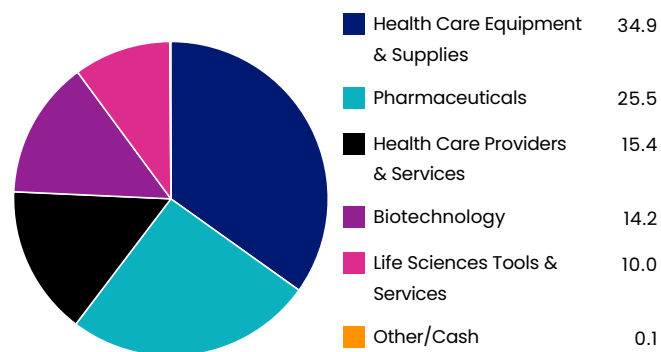
4.35

Dividend yield

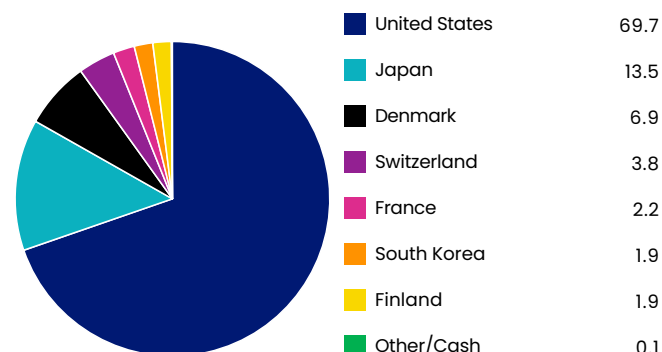
0.81%

*Other fees and costs apply. Please see the PDS for more details.

Sub-sector weightings (%)



Country weightings (%)



Top ten fund holdings (weightings %)

EXELIXIS INC	2.8
WATERS CORP	2.5
DEXCOM INC	2.5
NEUROCRINE BIOSCIENCES INC	2.5
INSULET CORP	2.4





BOSTON SCIENTIFIC CORP	2.4
INTUITIVE SURGICAL INC	2.3
TERUMO CORP	2.3
UNITED THERAPEUTICS CORP	2.3
MERIT MEDICAL SYSTEMS INC	2.2

About VanEck

For more than 60 years VanEck has delivered strategies for investors that provide unequalled access to markets, sectors and investment ideas. VanEck is one of the world's largest issuers of ETFs, managing in excess of US\$100 billion globally for individual and institutional investors. In Australia, VanEck is a pioneer of smart beta strategies and has more than 40 funds on ASX.

Contact us

+61 2 8038 3300
info@vaneck.com.au
vaneck.com.au

-  VanEck-Australia
-  VanEck_Au
-  VanEckAus
-  VanEckAustralia

Source: VanEck, FactSet.
 Securities listed are not recommendations to buy or sell.
 All figures are in Australian dollars unless stated otherwise.
 Dividend Yield is the weighted average of each portfolio security's distributed income during the prior twelve months.

VanEck Investments Limited (ACN 146 596 116 AFSL 416755) (VanEck) is the issuer and responsible entity of all VanEck exchange traded funds (Funds) trading on the ASX. This information is general in nature and not personal advice, it does not take into account any person's financial objectives, situation or needs. The product disclosure statement (PDS) and the target market determination (TMD) for all Funds are available at vaneck.com.au. You should consider whether or not an investment in any Fund is appropriate for you. Investments in a Fund involve risks associated with financial markets. These risks vary depending on a Fund's investment objective. Refer to the applicable PDS and TMD for more details on risks. Investment returns and capital are not guaranteed. "MARKETGRADER" and "MARKETGRADER DEVELOPED MARKETS (EX-AUSTRALIA) HEALTH CARE INDEX" are trademarks of MarketGrader.com Corp. and have been licensed for use for certain purposes by VanEck. HLTH is based on the MARKETGRADER DEVELOPED MARKETS (EX-AUSTRALIA) HEALTH CARE INDEX, but is not sponsored, endorsed, sold or promoted by MarketGrader, and MarketGrader makes no representation regarding the advisability of investing in HLTH.