

VanEck Australian Property ETF

MVA gives investors exposure to a diversified portfolio of Australian REITs. MVA holds a minimum of 10 Australian REITs, with a maximum weighting of 10% for each REIT. Our Australian Property ETF aims to provide investment returns, before fees and other costs, that closely track the returns of the Index.

MVA

Benefits

Australian Real Estate Investment Trusts (A-REITs)

Invest in a diversified portfolio of A-REITs providing exposure to commercial, retail, office, specialised and industrial property in a single trade on ASX.

Efficient access to property investing with low entry costs

Liquid form of "bricks & mortar" with low capital commitment compared to buying real estate directly.

Relatively high and stable yields

A-REITs generally pay more dependable and higher distribution than other Australian listed companies.

Performance

	1 Month (%)	3 Months (%)	1 Year (%)	3 Year (% p.a.)	5 Year (% p.a.)	10 Year (% p.a.)	Since Inception (% p.a.)
Price return	-8.35	-9.83	2.87	-5.33	-2.20	2.46	3.46
Income return	2.37	2.34	5.48	5.09	4.93	5.08	5.28
Total return	-5.98	-7.49	8.35	-0.24	2.73	7.54	8.74
MVA index	-5.94	-7.40	8.80	0.16	3.13	7.94	9.15
S&P/ASX 200 A-REIT Index	-5.95	-6.04	18.50	3.49	5.93	8.40	9.50

The table above shows past performance of the ETF from 14 October 2013. Index performance shown prior to 21 December 2012 is simulated based on the current index methodology. Results are calculated to the last business day of the month and assume immediate reinvestment of distributions. ETF results are net of management fees and costs, but before brokerage fees or bid/ask spreads incurred when investors buy/sell on the ASX. Returns for periods longer than one year are annualised. Past performance is not a reliable indicator of current or future performance which may be lower or higher. The S&P/ASX 200 A-REIT Index is shown for comparison purposes as it is the widely recognised benchmark used to measure the performance of the largest A-REITs in Australia, from the S&P/ASX 200, weighted by market capitalisation. MVA's index measures the performance of the largest and most liquid ASX-listed A-REITs, with a maximum weight of 10% in each security at rebalance. MVA's index has fewer A-REITs and different property sector allocations than the S&P/ASX 200 A-REIT Index.

Key risks

An investment in our Australian Property ETF carries risks associated with: financial markets generally, individual company management, industry sectors, stock and sector concentration, fund operations and tracking an index. See the VanEck Australian Property ETF PDS and TMD for more details.

Fund information

ASX code

MVA

Bloomberg code

MVMVATRG

IRESS code

MVA.AXW

Index

MVIS Australia A – REITs Index

Inception date

14 October 2013

Net Assets

\$578.0M

Management fee*

0.35% p.a.

Dividend frequency

2 each year

Fundamentals

Number of holdings

15

Price/Earnings ratio

24.87

Fwd Price/Earnings ratio

15.36

Price/Book ratio

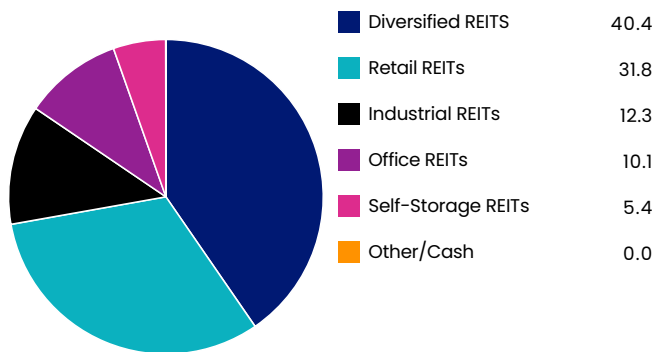
0.98

Dividend yield

5.12%

*Other fees and costs apply. Please see the PDS for more details.

Sub-industry weightings (%)



Top ten fund holdings (weightings %)

DEXUS	10.1
SCENTRE GROUP	10.0
GOODMAN GROUP	9.8
GPT GROUP/THE	9.8
STOCKLAND	9.8





MIRVAC GROUP	9.3
VICINITY CENTRES	9.1
CHARTER HALL GROUP	7.6
NATIONAL STORAGE REIT	5.3
HOMECEO DAILY NEEDS REIT	4.0

About VanEck

For more than 60 years VanEck has delivered strategies for investors that provide unequalled access to markets, sectors and investment ideas. VanEck is one of the world's largest issuers of ETFs, managing in excess of US\$100 billion globally for individual and institutional investors. In Australia, VanEck is a pioneer of smart beta strategies and has more than 40 funds on ASX.

Contact us

+61 2 8038 3300
info@vaneck.com.au
vaneck.com.au

-  VanEck-Australia
-  VanEck_Au
-  VanEckAus
-  VanEckAustralia

Source: VanEck, FactSet.

Securities listed are not recommendations to buy or sell.

All figures are in Australian dollars unless stated otherwise.

Dividend Yield is the weighted average of each portfolio security's distributed income during the prior twelve months.

VanEck Investments Limited (ACN 146 596 116 AFSL 416755) (VanEck) is the issuer and responsible entity of all VanEck exchange traded funds (Funds) trading on the ASX. This information is general in nature and not personal advice, it does not take into account any person's financial objectives, situation or needs. The product disclosure statement (PDS) and the target market determination (TMD) for all Funds are available at vaneck.com.au. You should consider whether or not an investment in any Fund is appropriate for you. Investments in a Fund involve risks associated with financial markets. These risks vary depending on a Fund's investment objective. Refer to the applicable PDS and TMD for more details on risks. Investment returns and capital are not guaranteed.

MVIS Australia A-REITs Index ('MVIS Index') is the exclusive property of MV Index Solutions GmbH based in Frankfurt, Germany ('MVIS'). MVIS is a related entity of VanEck. MVIS makes no representation regarding the advisability of investing in the Fund. MVIS has contracted with Solactive AG to maintain and calculate the MVIS Index. Solactive uses its best efforts to ensure that the MVIS Index is calculated correctly. Irrespective of its obligations towards MVIS, Solactive has no obligation to point out errors in the MVIS Index to third parties.