

VanEck Australian Resources ETF

MVR gives investors exposure to a diversified portfolio of ASX-listed resources companies. Australian Resources ETF aims to provide investment returns, before fees and other costs, that track the performance of the Index.

MVR

Benefits

Diversify across Australian resources

Invest across the range of Australia's resource companies including BHP, Rio Tinto, Woodside and more, in one trade on ASX.

Benefit from Australia's international trade

Resource companies leverage off Australia's international trade partners including growing nations such as China and India and more developed countries such as USA and Japan.

Tactical exposure

Targeted investment position to one of the pillars of Australia's economy and our major exports.

Performance

	1 Month (%)	3 Months (%)	1 Year (%)	3 Year (% p.a.)	5 Year (% p.a.)	10 Year (% p.a.)	Since Inception (% p.a.)
Price return	-5.37	-9.60	-15.89	0.33	1.17	5.97	4.18
Income return	2.24	2.14	3.70	5.03	4.70	4.00	3.83
Total return	-3.13	-7.46	-12.19	5.36	5.87	9.97	8.01
MVR index	-3.09	-7.37	-11.85	5.76	6.27	10.40	8.39
S&P/ASX 200 Resources Index	-3.22	-11.16	-14.85	5.53	6.84	9.31	6.94

The table above shows past performance of the ETF from 14 October 2013. Index performance shown prior to 21 December 2012 is simulated based on the current index methodology. Results are calculated to the last business day of the month and assume immediate reinvestment of distributions. ETF results are net of management fees and costs, but before brokerage fees or bid/ask spreads incurred when investors buy/sell on the ASX. Returns for periods longer than one year are annualised. Past performance is not a reliable indicator of current or future performance which may be lower or higher. The S&P/ASX 200 Resources Index is shown for comparison purposes as it is the widely recognised benchmark used to measure the performance of the resources companies included in the S&P/ASX 200, weighted by market capitalisation. MVR's index measures the performance of the largest and most liquid ASX-listed companies that generate at least 50% of their revenues or assets from the Australian resources sector, with a maximum weight of 8% in each company at rebalance. Consequently it has fewer companies and different industry allocations than the S&P/ASX 200 Resources Index.

Key risks

An investment in our Australian Resources ETF carries risks associated with: financial markets generally, individual company management, industry sectors, stock and sector concentration, fund operations and tracking an index. See the VanEck Australian Resources ETF PDS and TMD for more details.

Fund information

ASX code

MVR

Bloomberg code

MVMVTRG

IRESS code

MVR.AXW

Index

MVIS Australia Resources Index

Inception date

14 October 2013

Net Assets

\$397.4M

Management fee*

0.35% p.a.

Dividend frequency

2 each year

Fundamentals

Number of holdings

31

Price/Earnings ratio

14.62

Fwd Price/Earnings ratio

13.08

Price/Book ratio

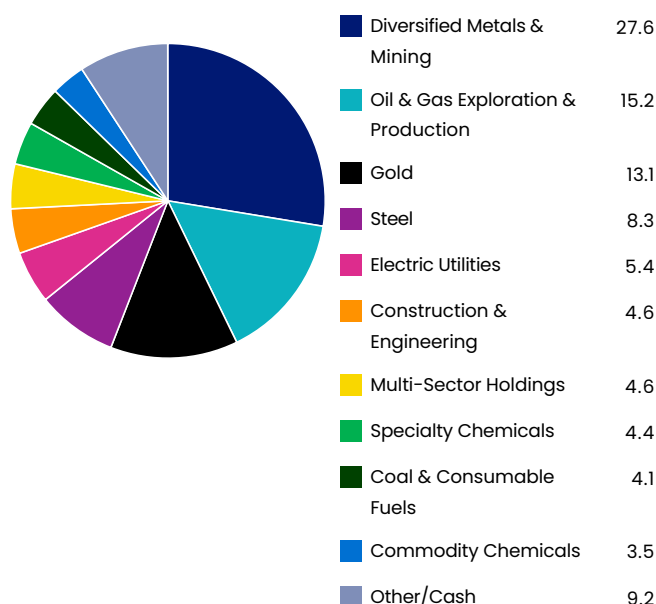
1.49

Dividend yield

4.51%

*Other fees and costs apply. Please see the PDS for more details.

Sub-industry weightings (%)



Top ten fund holdings (weightings %)

BHP GROUP LTD	7.8
FORTESCUE METALS GROUP LTD	7.5
WOODSIDE ENERGY GROUP LTD	7.4
RIO TINTO LTD	6.3
SANTOS LTD	6.3





ORIGIN ENERGY LTD	5.3
NORTHERN STAR RESOURCES LTD	5.1
WASHINGTON H SOUL PATTINSON & CO LTD	4.5
SOUTH32 LTD	4.5
ARCADIUM LITHIUM PLC	4.3

About VanEck

For more than 60 years VanEck has delivered strategies for investors that provide unequalled access to markets, sectors and investment ideas. VanEck is one of the world's largest issuers of ETFs, managing in excess of US\$100 billion globally for individual and institutional investors. In Australia, VanEck is a pioneer of smart beta strategies and has more than 40 funds on ASX.

Contact us

+61 2 8038 3300
info@vaneck.com.au
vaneck.com.au

-  VanEck-Australia
-  VanEck_Au
-  VanEckAus
-  VanEckAustralia

Source: VanEck, FactSet.
 Securities listed are not recommendations to buy or sell.
 All figures are in Australian dollars unless stated otherwise.
 Dividend Yield is the weighted average of each portfolio security's distributed income during the prior twelve months.

VanEck Investments Limited (ACN 146 596 116 AFSL 416755) (VanEck) is the issuer and responsible entity of all VanEck exchange traded funds (Funds) trading on the ASX. This information is general in nature and not personal advice, it does not take into account any person's financial objectives, situation or needs. The product disclosure statement (PDS) and the target market determination (TMD) for all Funds are available at vaneck.com.au. You should consider whether or not an investment in any Fund is appropriate for you. Investments in a Fund involve risks associated with financial markets. These risks vary depending on a Fund's investment objective. Refer to the applicable PDS and TMD for more details on risks. Investment returns and capital are not guaranteed.
 MVIS Australia Resources Index (MVIS Index) is the exclusive property of MV Index Solutions GmbH based in Frankfurt, Germany (MVIS). MVIS is a related entity of VanEck. MVIS makes no representation regarding the advisability of investing in the Fund. MVIS has contracted with Solactive AG to maintain and calculate the MVIS Index. Solactive uses its best efforts to ensure that the MVIS Index is calculated correctly. Irrespective of its obligations towards MVIS, Solactive has no obligation to point out errors in the MVIS Index to third parties.