



VanEck MSCI International Quality (AUD Hedged) ETF

QHAL gives investors exposure to a diversified portfolio of quality international companies from developed markets (ex Australia) with returns hedged into Australian dollars. QHAL aims to provide investment returns, before fees and other costs, that track the performance of the Index.

QHAL

Benefits

The world's highest quality companies

Access the world's highest quality companies based on key fundamentals including (i) high return on equity, (ii) earnings stability and (iii) low financial leverage.

Outperformance potential

Investments focusing on companies with quality characteristics have delivered outperformance over the long term relative to global equity benchmarks.

Diversified across countries, sectors and companies

Offering investors a portfolio of approximately 300 companies across a range of geographies, sectors and economies.

Performance

	1 Month (%)	3 Months (%)	6 Months (%)	1 Year (%)	3 Year (% p.a.)	5 Year (% p.a.)	Since Inception (% p.a.)
Price return	-2.72	-1.74	0.15	13.82	3.33	9.88	11.02
Income return	0.00	0.00	0.00	5.52	2.44	2.01	2.04
Total return	-2.72	-1.74	0.15	19.34	5.77	11.89	13.06
QHAL index	-2.69	-1.63	0.35	19.75	6.10	12.31	13.49
MSCI World ex Australia 100% Hedged to AUD Index	-1.94	1.94	6.45	20.66	6.35	10.50	11.16

The table above shows past performance of the ETF from 21 March 2019. Index performance shown prior to 22 February 2019 is simulated based on the current Index methodology. Results are calculated to the last business day of the month and assume immediate reinvestment of distributions. ETF results are net of management fees and costs, but before brokerage fees or bid/ask spreads incurred when investors buy/sell on the ASX. Returns for periods longer than one year are annualised. Past performance is not a reliable indicator of current or future performance which may be lower or higher. The MSCI World ex Australia 100% Hedged to AUD Index ('MSCI World ex Aus Hedged') is shown for comparison purposes as it is the widely recognised benchmark used to measure the performance of developed market large- and mid-cap companies, weighted by market capitalisation. QHAL's index measures the performance of 300 companies selected from MSCI World ex Aus Hedged based on MSCI quality scores, weighted by market cap x quality score at rebalance. Consequently QHAL's index has fewer companies and different country and industry allocations than MSCI World ex Aus Hedged.

Key risks

An investment in the ETF carries risks associated with: ASX trading time differences, financial markets generally, individual company management, industry sectors, foreign currency, currency hedging, country or sector concentration, political, regulatory and tax risks, fund operations and tracking an index. See the VanEck MSCI International Quality (AUD Hedged) ETF PDS and TMD for more details.

Fund information

ASX code

QHAL

Bloomberg code

HA724440

IRESS code

QHALAXW

Index

MSCI World ex Australia Quality
100% Hedged to AUD Index

Inception date

21 March 2019

Net Assets

\$1.6B

Management fee*

0.43% p.a.

Dividend frequency

1 each year

Fundamentals

Number of holdings

301

Price/Earnings ratio

27.94

Fwd Price/Earnings ratio

24.53

Price/Book ratio

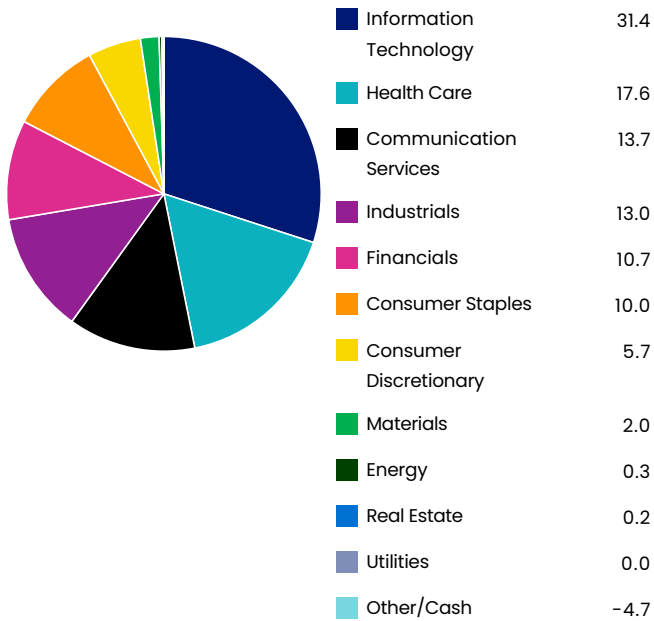
8.33

Dividend yield

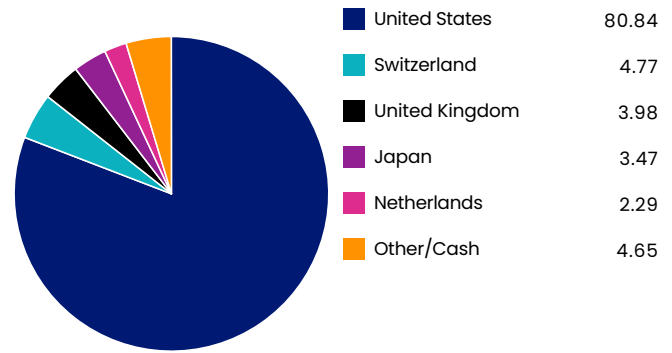
1.27%

*Other fees and costs apply.
Please see the PDS for more details.

Sector weightings (%)



Country weightings (%)



Top ten fund holdings (weightings %)

APPLE INC	5.9
META PLATFORMS INC	5.4
MICROSOFT CORP	5.3
NVIDIA CORP	4.9
VISA INC	3.1


ALPHABET INC	3.0
ELI LILLY & CO	3.0
ALPHABET INC	2.6
UNITEDHEALTH GROUP INC	2.2
MASTERCARD INC	2.0


About VanEck

For more than 60 years VanEck has delivered strategies for investors that provide unequalled access to markets, sectors and investment ideas. VanEck is one of the world's largest issuers of ETFs, managing in excess of US\$100 billion globally for individual and institutional investors. In Australia, VanEck is a pioneer of smart beta strategies and has more than 40 funds on ASX.


Contact us

+61 2 8038 3300
info@vaneck.com.au
vaneck.com.au

 VanEck-Australia

 VanEck_Au

 VanEckAus

 VanEckAustralia

Source: VanEck, FactSet.

Securities listed are not recommendations to buy or sell.

All figures are in Australian dollars unless stated otherwise.

Dividend Yield is the weighted average of each portfolio security's distributed income during the prior twelve months.

VanEck Investments Limited (ACN 146 596 116 AFSL 416755) (VanEck) is the issuer and responsible entity of all VanEck exchange traded funds (Funds) trading on the ASX. This information is general in nature and not personal advice, it does not take into account any person's financial objectives, situation or needs. The product disclosure statement (PDS) and the target market determination (TMD) for all Funds are available at vaneck.com.au. You should consider whether or not an investment in any Fund is appropriate for you. Investments in a Fund involve risks associated with financial markets. These risks vary depending on a Fund's investment objective. Refer to the applicable PDS and TMD for more details on risks. Investment returns and capital are not guaranteed.

QHAL is indexed to a MSCI index. QHAL is not sponsored, endorsed or promoted by MSCI, and MSCI bears no liability with respect to QHAL or the MSCI Index. The PDS contains a more detailed description of the limited relationship MSCI has with VanEck and QHAL.