



# VanEck Global Carbon Credits ETF (Synthetic)

XCO2 gives investors exposure to the price of carbon as reflected in futures markets. This carbon credits ETF aims to provide investment returns, before fees and other costs, that track the performance of the Index.

## XCO2

### Benefits

#### Access carbon markets

An investment in carbon markets are a vital tool in the fight against climate change and are increasingly viewed as a cornerstone in global efforts to achieve net-zero targets. Tightening regulation could support an increase in carbon prices.

#### A carbon neutral future

Carbon prices are being used to incentivise pollution reduction and investment in green technology.

#### Diversified and a hedge to manage impact of carbon emissions on portfolios

Carbon prices are lowly correlated to conventional asset classes and targeted exposure to carbon price could potentially hedge the impact of increasing carbon price on investor's portfolios.

### Performance

	1 Month (%)	3 Months (%)	6 Months (%)	1 Year (%)	3 Year (% p.a.)	5 Year (% p.a.)	Since Inception (% p.a.)
Price return	5.05	10.01	0.65	-4.06	--	--	-0.15
Income return	0.00	0.00	0.00	0.00	--	--	1.00
<b>Total return</b>	<b>5.05</b>	<b>10.01</b>	<b>0.65</b>	<b>-4.06</b>	<b>--</b>	<b>--</b>	<b>0.85</b>
XCO2 index	5.38	10.68	1.44	-4.26	-4.63	17.71	-1.07

The table above shows the performance of the ETF from 11 October 2022. Results are calculated to the last business day of the month and assume immediate reinvestment of dividends. ETF results are net of management fees and costs incurred in the fund, but before brokerage fee or bid/ask spreads incurred when investors buy/sell on the ASX. Returns for periods longer than one year are annualised. Past performance is not a reliable indicator of current or future performance which may be lower or higher.

### Key risks

An investment in VanEck Global Carbon Credits ETF (Synthetic) carries risks associated with: ASX trading time differences, market risk, concentration risk, futures strategy risk, cap and trade risk, currency risk, political, regulatory and tax risks, fund operations and tracking an index. See the VanEck Global Carbon Credits ETF (Synthetic) PDS and TMD for more details.

### Fund information

#### ASX code

XCO2

#### Bloomberg code

ICBNAUDT

#### IRESS code

XCO2.AXW

#### Index

ICE Global Carbon Futures Total Return Index

#### Inception date

11 October 2022

#### Net Assets

\$3.0M

#### Management fee\*

0.45% p.a.

#### Dividend frequency

1 each year


\*Other fees and costs apply. Please see the PDS for more details.


## About VanEck


For more than 60 years VanEck has delivered strategies for investors that provide unequalled access to markets, sectors and investment ideas. VanEck is one of the world's largest issuers of ETFs, managing in excess of US\$100 billion globally for individual and institutional investors. In Australia, VanEck is a pioneer of smart beta strategies and has more than 40 funds on ASX.


### Contact us

+61 2 8038 3300  
info@vaneck.com.au  
vaneck.com.au

 VanEck-Australia

 VanEck\_Au

 VanEckAus

 VanEckAustralia

Source: VanEck, FactSet.

Securities listed are not recommendations to buy or sell.

All figures are in Australian dollars unless stated otherwise.

Dividend Yield is the weighted average of each portfolio security's distributed income during the prior twelve months.

VanEck Investments Limited (ACN 146 596 116 AFSL 416755) (VanEck) is the issuer and responsible entity of all VanEck exchange traded funds (Funds) trading on the ASX. This information is general in nature and not personal advice, it does not take into account any person's financial objectives, situation or needs. The product disclosure statement (PDS) and the target market determination (TMD) for all Funds are available at vaneck.com.au. You should consider whether or not an investment in any Fund is appropriate for you. Investments in a Fund involve risks associated with financial markets. These risks vary depending on a Fund's investment objective. Refer to the applicable PDS and TMD for more details on risks. Investment returns and capital are not guaranteed.

ICE is a registered trademark of ICE Data Indices, LLC or its affiliates. This trademark has been licensed, along with the ICE Global Carbon Futures Index ("Index") for use by VanEck in connection with XCO2 (the "Product"). Neither VanEck nor the Product(s), as applicable, is sponsored, endorsed, sold or promoted by ICE Data Indices, LLC, its affiliates or its third party suppliers ("ICE Data and its Suppliers"). ICE DATA AND ITS SUPPLIERS MAKE NO REPRESENTATIONS OR WARRANTIES REGARDING THE ADVISABILITY OF INVESTING IN SECURITIES GENERALLY, IN THE PRODUCT(S) PARTICULARLY, OR THE ABILITY OF THE INDEX TO TRACK GENERAL MARKET PERFORMANCE. ICE DATA AND ITS THIRD PARTY SUPPLIERS ACCEPT NO LIABILITY IN CONNECTION WITH THE USE OF THE INDEX, INDEX DATA OR MARKS. See PDS for a full copy of the disclaimer.