

# VanEck Bitcoin ETF

VBTC gives investors exposure to the price of Bitcoin before fees and other costs.

## VBTC

### Benefits

#### The first bitcoin ETF on ASX

Enables simple and convenient access without the complexity of owning individually.

#### Institutional custody

A safekeeping arrangement offering institutional-grade protection of bitcoin.

#### Growth potential of a digital asset

Access to the world's first and largest decentralised currency.

### Performance

	1 Month (%)	3 Months (%)	6 Months (%)	1 Year (%)	3 Year (% p.a.)	5 Year (% p.a.)	Since Inception (%)
Price return	-1.98	-12.40	44.48	--	--	--	36.78
Income return	0.00	0.00	0.00	--	--	--	0.00
<b>Total return</b>	<b>-1.98</b>	<b>-12.40</b>	<b>44.48</b>	<b>--</b>	<b>--</b>	<b>--</b>	<b>36.78</b>
Benchmark	-1.46	-12.03	45.20	22.63	29.61	66.16	37.64

Total returns in Australian dollar terms. Results are calculated to the last business day of the month and are net of management fees and costs, but before brokerage fees or bid/ask spreads incurred when investors buy/sell on the ASX. Returns for periods greater than one year are annualised. Fund inception date 18 June 2024. Past performance is not a reliable indicator of future performance.

### Key risks

An investment in the fund involves extremely high risk and the potential for loss of all capital invested. Investors should actively monitor their investment as frequently as daily to ensure it continues to meet their investment objectives. Risks associated with an investment in the fund include those associated with pricing risk, regulatory risk, custody risk, immutability risk, ASX trading time risk, concentration risk, environmental risk, currency risk, operational risk, underlying fund risk and forking risk. See the VanEck Bitcoin ETF PDS and TMD for more details.

### Fund information

#### ASX code

VBTC

#### Bloomberg code

BBR

#### IRESS code

VBTC.AXW

#### Benchmark

MarketVector Bitcoin Benchmark  
Rate

#### Inception date

18 June 2024

#### Net Assets

\$199.2M

#### Management fee\*

0.45% p.a.

#### Dividend frequency

Not expected

\*Other fees and costs apply.  
Please see the PDS for more details.


## About VanEck


For more than 60 years VanEck has delivered strategies for investors that provide unequalled access to markets, sectors and investment ideas. VanEck is one of the world's largest issuers of ETFs, managing in excess of US\$100 billion globally for individual and institutional investors. In Australia, VanEck is a pioneer of smart beta strategies and has more than 40 funds on ASX.


### Contact us

+61 2 8038 3300  
info@vaneck.com.au  
vaneck.com.au

 VanEck-Australia

 VanEck\_Au

 VanEckAus

 VanEckAustralia

Source: VanEck, FactSet.

Securities listed are not recommendations to buy or sell.

All figures are in Australian dollars unless stated otherwise.

Dividend Yield is the weighted average of each portfolio security's distributed income during the prior twelve months.

VanEck Investments Limited (ACN 146 596 116 AFSL 416755) (VanEck) is the issuer and responsible entity of all VanEck exchange traded funds (Funds) trading on the ASX. This information is general in nature and not personal advice, it does not take into account any person's financial objectives, situation or needs. The product disclosure statement (PDS) and the target market determination (TMD) for all Funds are available at [vaneck.com.au](http://vaneck.com.au). You should consider whether or not an investment in any Fund is appropriate for you. Investments in a Fund involve risks associated with financial markets. These risks vary depending on a Fund's investment objective. Refer to the applicable PDS and TMD for more details on risks. Investment returns and capital are not guaranteed.